




MACN Incident data Report

Maritime Anti-Corruption Network | June 2021

Top Ports Overview



MACN

About MACN Anonymous Incident Reporting

MACN's anonymous incident reporting system enables member and non-members to submit incident reports when a vessel is faced with corrupt demands during port operation. MACN's anonymous incident reporting system captures only corrupt demands and does not collect or store any form of payments or solicitation.

The results of the anonymous incident reporting allows MACN members to learn from each other to potentially avoid similar incidents in their own operations. MACN has collected over 41,000 incident reports of corrupt demands globally.

MACN uses this data to analyse trends in frequency of incidents, allowing MACN to target Collective Action efforts and engage with governments. It has been a successful method to facilitate a constructive dialogue in meetings with governments and other stakeholders. Reporting is anonymous and non-attributable, it is not possible for anyone to identify who has submitted a report, and the report does not include details that would identify ships or individuals.

Link - MACN.dk/incident-reporting

Overview of Top Ports*

May 2021		June 2021	
Port	Number of Incidents	Port	Number of Incidents
Sousse (Tunisia)	22	Lianyungang (China)	13
Sfax (Tunisia)	12	Portland (United States)	11
Suez Canal (Egypt)	9	Jakarta, Java (Indonesia)	10
Colombo (Sri Lanka)	8	Lae (Papua New Guinea)	9
Mykolaiv (Ukraine)	8	Lavera (France)	9
Rades (Tunisia)	8	Rizhao (China)	9
-	-	Shanghai (China)	9
Total Incidents (All Ports)	392**	Total Incidents (All Ports)	334

*Ports with the most reported incidents received through MACN's Anonymous Incident Reporting in June 2021

**Since the May Report was published, MACN has received more incident reports for the month of May 2021

Lianyungang (China)| 13 Incidents ↑

Types of Demands

Cigarettes 13 ↑

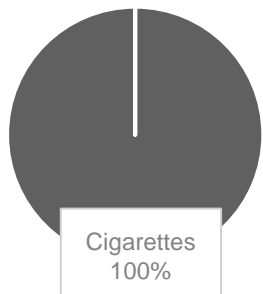
Sources of Demands

Pilot	5	↑
Cargo or hull surveyor	2	↑
Immigration authority	2	↑
Port health/quarantine authority/sanitary officers (PH/QA/SO)	2	↑
Customs	1	↑
Port agent	1	↑

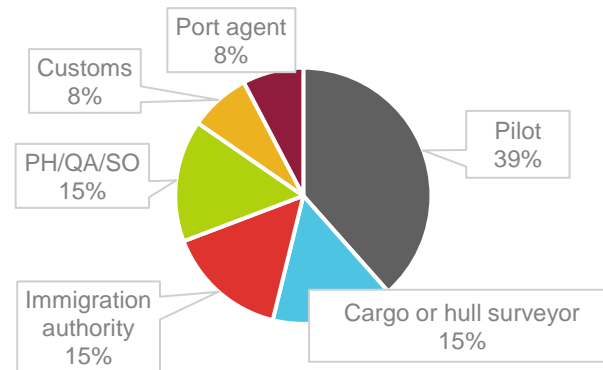
Types of Threats

Delay of Vessel	11	↑
(Unspecified)	2	

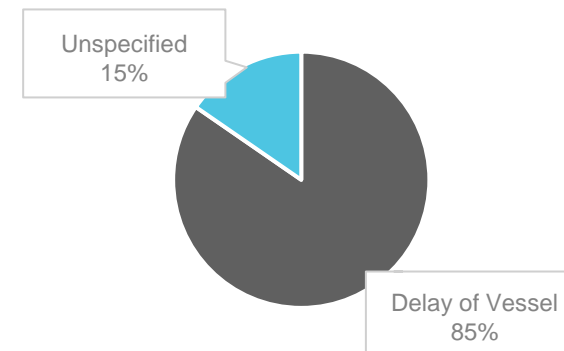
Types of Demands



Sources of Demands



Types of Threats








Key Insights

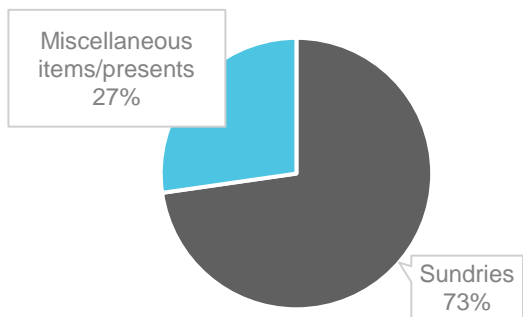
- The number of incidents reported through MACN's anonymous incident reporting system has increased compared to the previous month, May 2021.
- Cigarettes were demanded in all incidents reported through MACN's Anonymous Incident Reporting.
- A variety of actors were involved in the demands, including the Pilot, cargo or hull Surveyors, the Immigration Authority, the Port health/quarantine Authority/Sanitary Officers, Customs and Ports Agents.
- Delay of the vessel was the consequence of all the incidents in June 2021, where the type of threat was specified in the report.

*Incidents reported in May 2021: 1

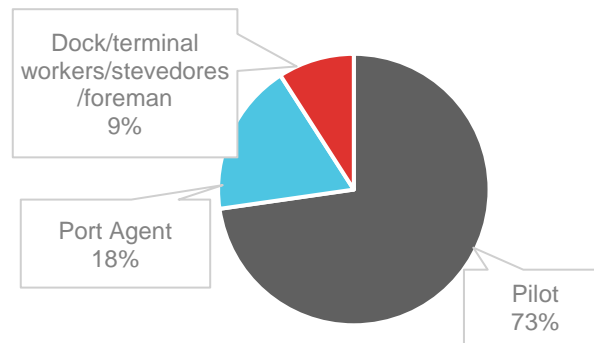
Portland (United States)| 11 Incidents

Types of Demands			Sources of Demands			Types of Threats	
Sundries	8		Pilot	8		(Unspecified)	11
Miscellaneous items/presents	3		Port Agent	2			
			Dock/terminal workers/stevedores/foreman	1			

Types of Demands



Sources of Demands



Types of Threats



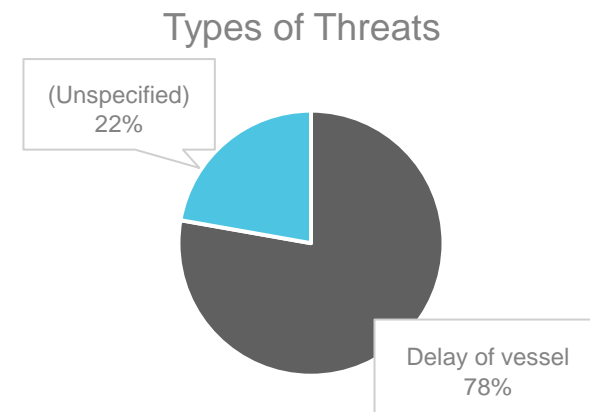
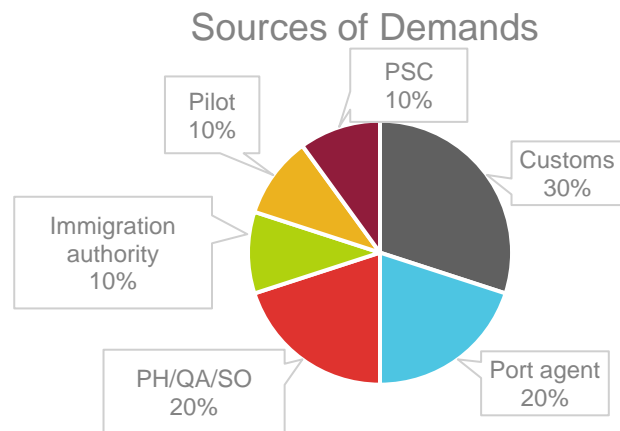
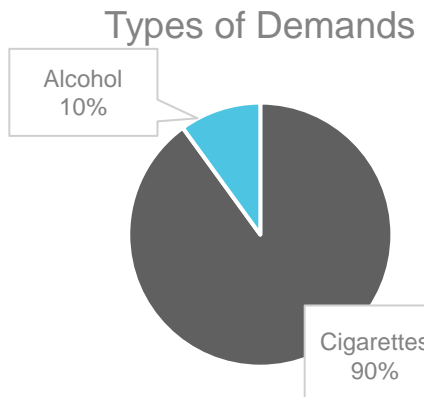
Key Insights

- The number of incidents reported through MACN's anonymous incident reporting system has increased compared to the previous month, May 2021.
- 73% of incidents involved demands for sundries and 27% of incidents involved demands for miscellaneous items/presents.
- The pilot (73%) was the top actor involved in demands, followed by Port Agents (18%) and dock/terminal workers/stevedores/foreman (9%).
- In all incident reports in June 2021 in Portland, the consequence of the demand was not specified.

*Incidents reported in May 2021: 9

Jakarta, Java (Indonesia) | 10 Incidents ↓

Types of Demands			Sources of Demands			Types of Threats		
Cigarettes	9	↑	Customs	3	↑	Delay of Vessel	7	↓
Alcohol	1	↓	Port agent	2	↑	(Unspecified)	3	
			Port health/quarantine authority/sanitary officers (PH/QA/SO)	2	⇒			
			Immigration authority	1	↑			
			Pilot	1	↓			
			Port state control (PSC)	1	↓			



Key Insights

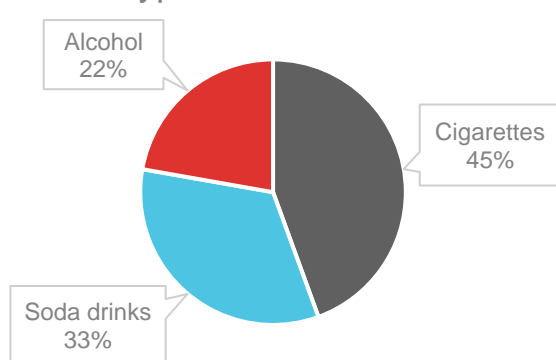
- The number of incidents reported through MACN's anonymous incident reporting system has decreased compared to the previous month, May 2021.
- Cigarettes were demanded in 89% of incidents reported in Jakarta, Java and alcohol was demanded in 10% of incidents.
- A variety of different actors were involved in incidents, including Customs, Port Agents, Port Health/Quarantine Authority/Sanitary Officers, Immigration Authority, Pilot and PSC.
- When specified, delay of vessel was the consequence in all of the incidents reported in June 2021.

*Incidents reported in May 2021: 12

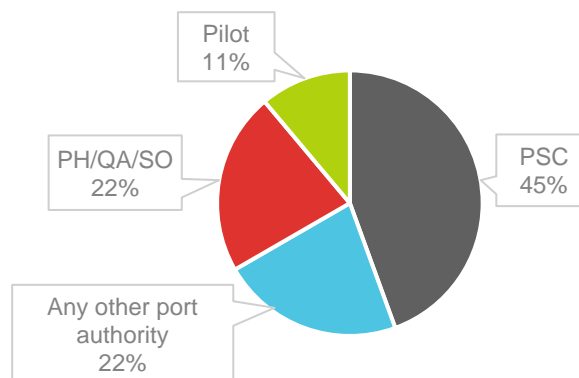
Lae (Papua New Guinea) | 9 Incidents ↑

Types of Demands			Sources of Demands			Types of Threats	
Cigarettes	4	↑	Port state control (PSC)	4	↓	(Unspecified)	9
Soda drinks	3	↑	Any other port authority	2	↑		
Alcohol	2	↑	Port health/quarantine authority/sanitary officers (PH/QA/SO)	2	↑		
			Pilot	1	↑		

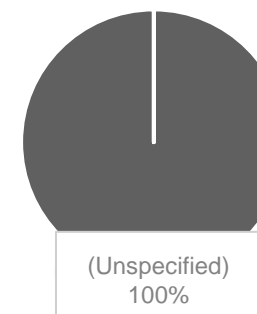
Types of Demands



Sources of Demands



Types of Threats



Key Insights

- The number of incidents reported through MACN's anonymous incident reporting system has increased compared to the previous month, May 2021.
- Cigarettes were demanded in 45% of incidents reported, Soda drinks in 33% of incidents reported and alcohol in 22% of incidents reported.
- Port State Control was the most common actor involved in the demands (45%). Other actors involved were Port Authorities, Port Health/Quarantine Authority/Sanitary Officers and a Pilot.
- All reported incidents in June 2021 did not specify the consequence of the demands.

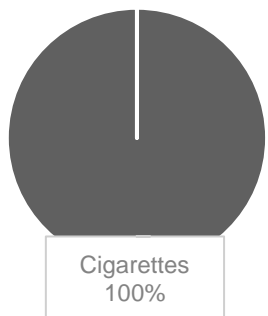
Lavera (France) | 9 Incidents ↑

Types of Demands			Sources of Demands			Types of Threats		
Cigarettes	9	↑	Safety/Security/National Guard/Military	3	↑	Delay of Vessel	9	↑
			Pilot	2	↑			
			Any other port authority	1	↑			
			Bunker barge/surveyor	1	↑			
			Cargo or hull surveyor	1	→			
			Loading master	1	→			

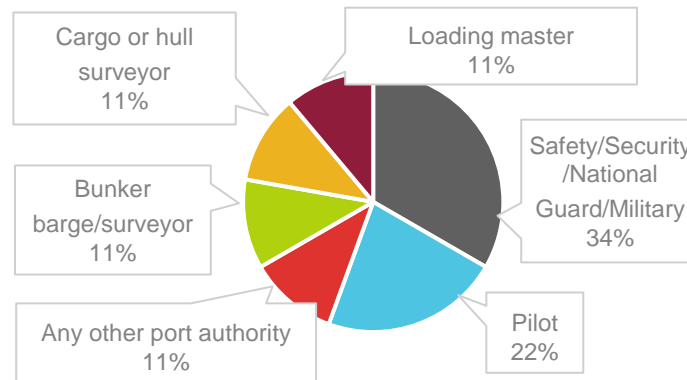
Key Insights

- The number of incidents reported through MACN's anonymous incident reporting system has increased compared to the previous month, May 2021.
- Cigarettes were demanded in all cases in June 2021.
- A variety of actors were involved in the demands, including the Safety/Security/National Guard/Military, pilots, Port Authorities, Surveyors and the Loading Master.
- Delay of the vessel was the consequence in all incidents reported in June 2021.

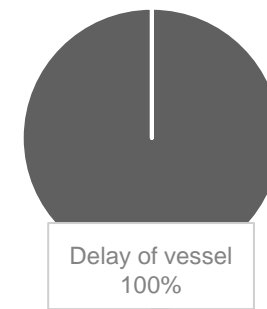
Types of Demands



Sources of Demands



Types of Threats

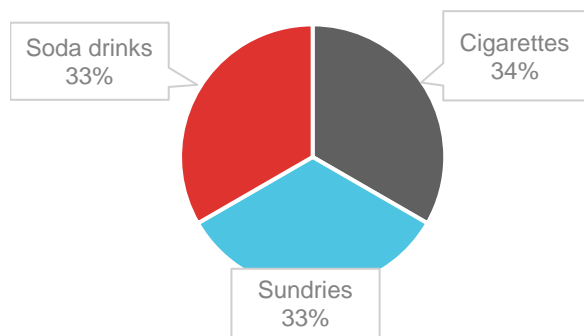


*Incidents reported in May 2021: 2

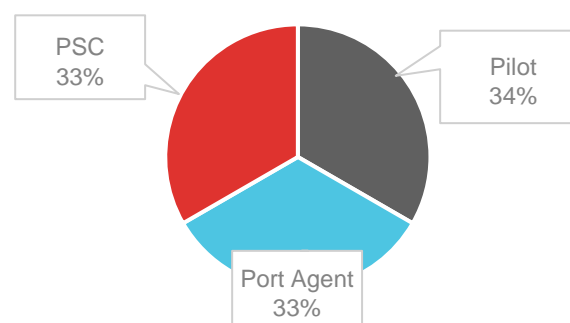
Rizhao (China) | 9 Incidents ↑

Types of Demands			Sources of Demands			Types of Threats	
Cigarettes	3	↑	Pilot	3	↑	(Unspecified)	9
Soda drinks	3	↑	Port Agent	3	↑		
Sundries	3	↑	Port State Control (PSC)	3	↑		

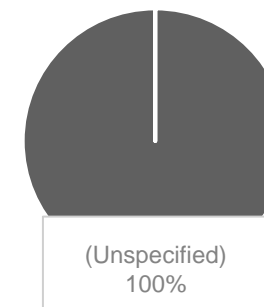
Types of Demands



Sources of Demands



Types of Threats



Key Insights

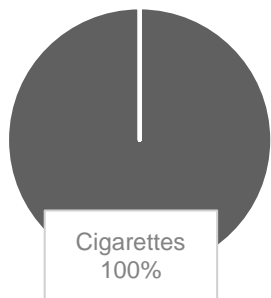
- The number of incidents reported through MACN's anonymous incident reporting system has increased compared to the previous month, May 2021.
- Types of demands in March 2021 included cigarettes (34%), sundries (33%) and soda drinks (33%).
- The Pilot was involved in 33% of the incidents, Port Agents in 33% of incidents and PSC was involved in the last third of incidents.
- All reported incidents in June 2021 did not specify the consequence of the demands.

*Incidents reported in May 2021: 0

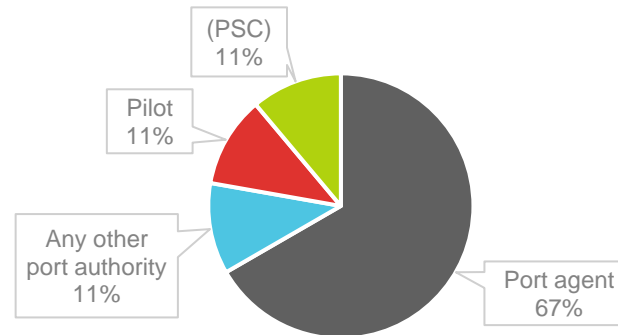
Shanghai (China) | 9 Incidents ➡

Types of Demands			Sources of Demands			Types of Threats		
Cigarettes	9	➡	Port agent	6	↑	(Unspecified)	4	
			Any other port authority	1	↓	Delay of vessel	3	↓
			Pilot	1	↑	Other	1	↑
			Port state control (PSC)	1	↓	Threat of fines for alleged non-compliance	1	↑

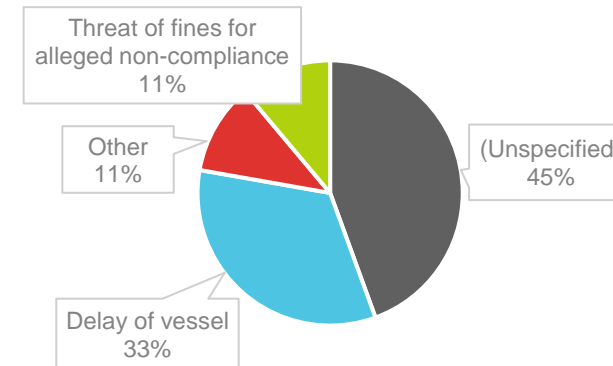
Types of Demands



Sources of Demands



Types of Threats



Key Insights

- The number of incidents reported through MACN's anonymous incident reporting system has remained the same compared to the previous month, May 2021.
- Cigarettes were the demand in all incidents reported in June 2021.
- The Port Agents were the main actors involved in the demands (67%). Other actors were the Port Authority, the Pilot and PSC (11%).
- When specified, the consequences of the demands were the delay of the vessel (33%), the threat of fines for alleged non-compliance (11%), and other types of consequences (11%).

*Incidents reported in May 2021: 9