


MACN Incident data Report

Maritime Anti-Corruption Network | July 2021

Top Ports Overview



MACN

About MACN Anonymous Incident Reporting

MACN's anonymous incident reporting system enables member and non-members to submit incident reports when a vessel is faced with corrupt demands during port operation. MACN's anonymous incident reporting system captures only corrupt demands and does not collect or store any form of payments or solicitation.

The results of the anonymous incident reporting allows MACN members to learn from each other to potentially avoid similar incidents in their own operations. MACN has collected over 41,000 incident reports of corrupt demands globally.

MACN uses this data to analyse trends in frequency of incidents, allowing MACN to target Collective Action efforts and engage with governments. It has been a successful method to facilitate a constructive dialogue in meetings with governments and other stakeholders. Reporting is anonymous and non-attributable, it is not possible for anyone to identify who has submitted a report, and the report does not include details that would identify ships or individuals.

Link - MACN.dk/incident-reporting

Overview of Top Ports*

June 2021		July 2021	
Port	Number of Incidents	Port	Number of Incidents
Lianyungang (China)	13	Adang Bay (Indonesia)	9
Portland (United States)	11	Suez Canal (Egypt)	8
Jakarta, Java (Indonesia)	10	Abidjan (Cote d'Ivoire)	7
Lae (Papua New Guinea)	9	Colombo (Sri Lanka)	7
Lavera (France)	9	Karachi Container Terminal (Pakistan)	7
Rizhao (China)	9	Oran (Algeria)	7
Total Incidents (All Ports)	331**	Total Incidents (All Ports)	123

*Ports with the most reported incidents received through MACN's Anonymous Incident Reporting in July 2021

**Since the June Report was published, MACN has received more incident reports for the month of June 2021

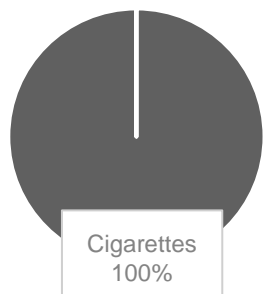
Abdang Bay (Indonesia) | 9 Incidents ↑

Types of Demands			Sources of Demands			Types of Threats		
Cigarettes	9	↑	Any other port authority	2	↑	Delay of Vessel	9	↑
			Cargo or hull surveyor	1	↑			
			Customs	1	↑			
			Draft surveyor	1	↑			
			Immigration authority	1	↑			
			Harbor master/ Port captain	1	↑			
			Pilot	1	↑			
			Port health/Quarantine authority/Sanitary officers (PH/QA/SO)	1	↑			

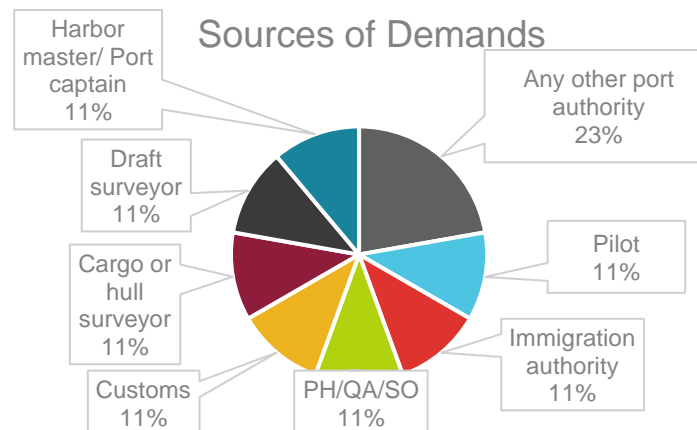
Key Insights

- The number of incidents reported through MACN's anonymous incident reporting system has increased compared to the previous month, June 2021.
- Cigarettes were demanded in all incidents reported through MACN's Anonymous Incident Reporting.
- A variety of actors were involved in the demands, including the Pilot, cargo or hull Surveyors, Customs, Draft surveyor, Immigration Authority, Harbor masters and Port captain, the Port health/quarantine Authority/Sanitary Officers, Customs and Ports Agents and other port authorities.
- Delay of the vessel was the consequence of all the incidents in July 2021.


Types of Demands



Sources of Demands



Types of Threats

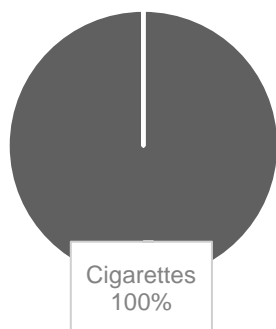


*Incidents reported in June 2021: 0

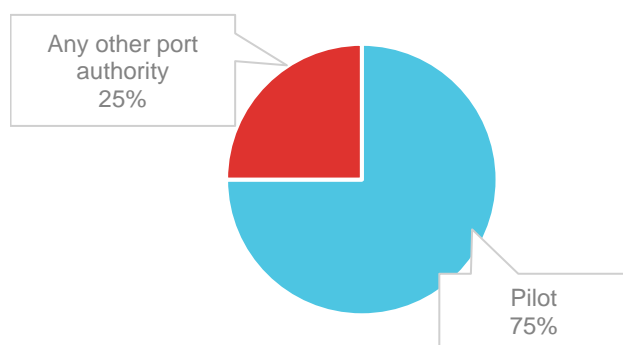
Suez Canal (Egypt) | 8 Incidents ↑

Types of Demands			Sources of Demands			Types of Threats		
Cigarettes	8	↑	Pilot	6	↑	Other	5	↑
			Any other port authority	2	↑	Safety to the vessel	2	↑
						Delay of vessel	1	↑

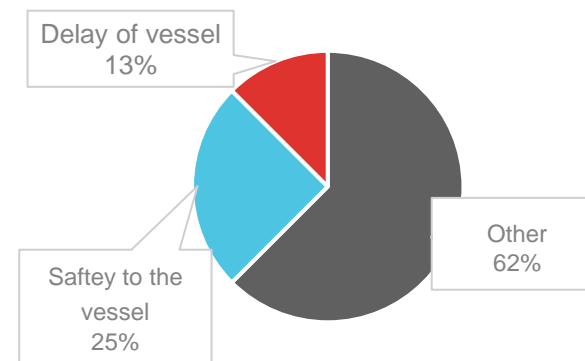
Types of Demands



Sources of Demands



Types of Threats



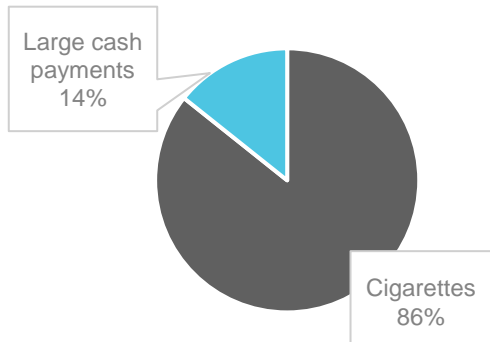
Key Insights

- The number of incidents reported through MACN's anonymous incident reporting system has increased compared to the previous month, June 2021.
- Cigarettes were demanded in all incidents reported through MACN's Anonymous Incident Reporting.
- The pilot with 75% was the top actor involved in demands, followed by any other port authorities with 25%.
- 25% of the consequences of the incident reports provided were to the safety of the vessel, 13% were a delay of the vessel and 62% was as a result of other consequences.

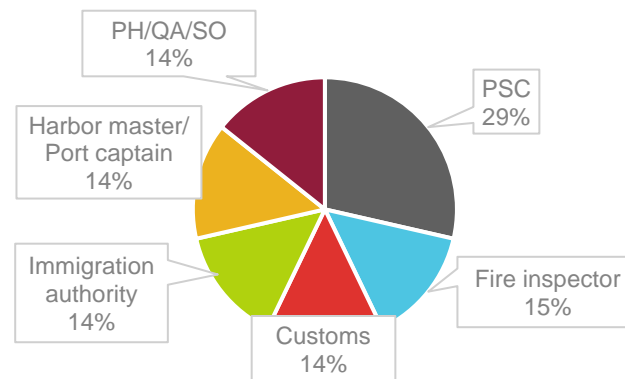
Abidjan (Cote d'Ivoire) | 7 Incidents ↑

Types of Demands			Sources of Demands			Types of Threats		
Cigarettes	6	↑	Port state control (PSC)	2	↑	Delay of Vessel	5	↑
Large cash payments – more than 150 USD	1	↑	Customs	1	↑	Threat of fines for alleged non-compliance	2	↑
			Fire inspector	1	↑			
			Harbor master/ Port captain	1	↑			
			Immigration authority	1	↑			
			Port health/Quarantine authority/ Sanitary officers (PH/QA/SO)	1	↑			

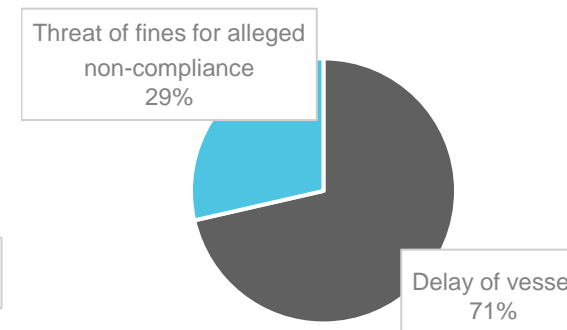
Types of Demands



Sources of Demands



Types of Threats



Key Insights

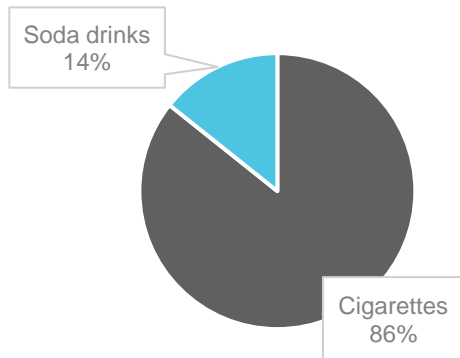
- The number of incidents reported through MACN's anonymous incident reporting system has increased compared to the previous month, June 2021.
- Cigarettes were demanded in 86% of incidents reported in Abidjan and large cash payments (with a sum of more than 150 USD) was demanded in 14% of incidents.
- A variety of different actors were involved in incidents, including Customs, Port Agents, Port Health/Quarantine Authority/Sanitary Officers, Immigration Authority, Fire inspectors, Harbor masters and port captains, immigration authorities and PSC.
- When specified, delay of vessel was the consequence 71% the incidents reported in June 2021 and threat of fines for alleged non-compliance was 29%.

*Incidents reported in June 2021: 1

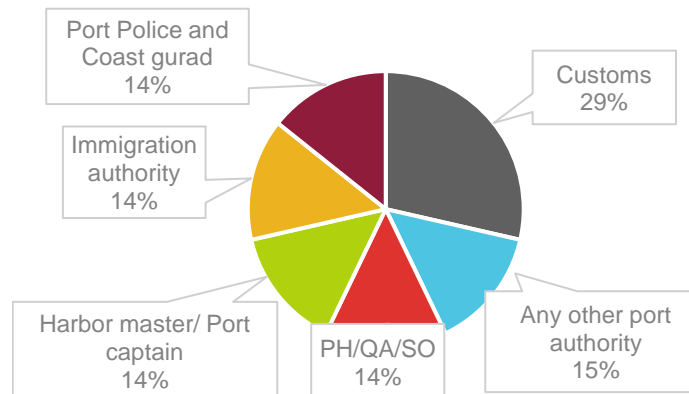
Colombo (Sri Lanka) | 7 Incidents ↑

Types of Demands			Sources of Demands			Types of Threats		
Cigarettes	6	↑	Customs	2	↑	Delay of vessel	7	↑
Soda drinks	1	↑	Any other port authority	1	⇒			
			Harbor master/ Port captain	1	↑			
			Immigration authority	1	↑			
			Port health/Quarantine authority/ Sanitary officers (PH/QA/SO)	1	↑			
			Port Police and coast guard	1	↑			

Types of Demands



Sources of Demands



Types of Threats



Key Insights

- The number of incidents reported through MACN's anonymous incident reporting system has increased compared to the previous month, June 2021.
- Cigarettes were demanded in 86% of incidents reported and Soda drinks in 14% of incidents reported.
- Customs was the most common actor involved in the demands (29%). Other actors involved were Port Authorities, Port Health/Quarantine Authority/Sanitary Officers, Harbor masters and port captains, immigration authorities, and Port police and coast guards.
- All reported incidents in July 2021 had the consequence a delayed vessel as a result of the demands.

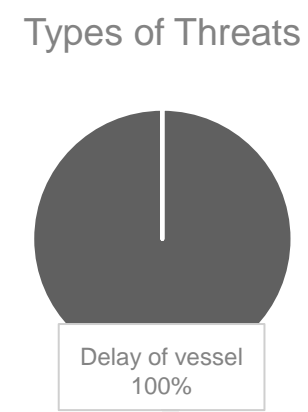
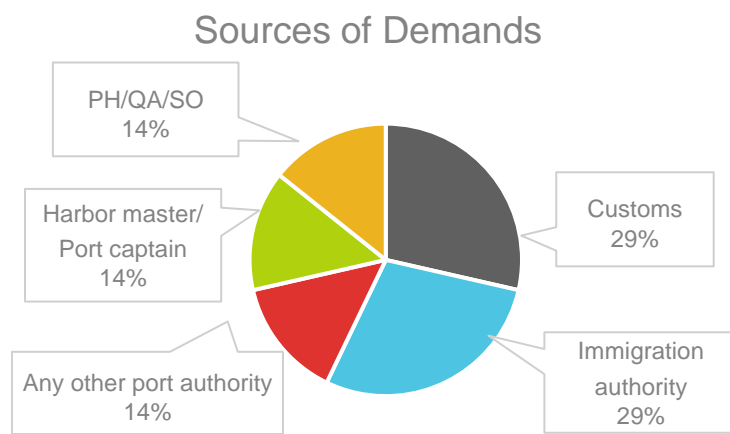
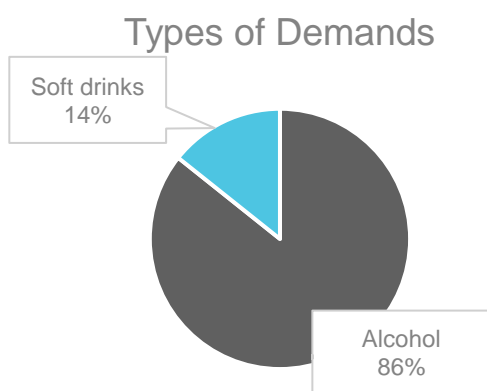
*Incidents reported in June 2021: 1

Karachi Container Terminal (Pakistan) | 7 Incidents ↑

Types of Demands			Sources of Demands			Types of Threats		
Alcohol	6	↑	Customs	2	↑	Delay of Vessel	7	↑
Soda drinks	1	↑	Immigration authority	2	↑			
			Any other port authority	1	↑			
			Harbor master/ Port captain	1	↑			
			Port health/Quarantine authority/ Sanitary officers (PH/QA/SO)	1	↑			

Key Insights

- The number of incidents reported through MACN's anonymous incident reporting system has increased compared to the previous month, June 2021.
- Alcohol was demanded in 86% all cases reported, and soda drinks in 14% of cases reported in July 2021.
- A variety of actors were involved in the demands, including the Customs, immigration authorities, Port Authorities, Harbor masters and port captains and Port health/ Quarantine authorities/ Sanitary officers.
- Delay of the vessel was the consequence in all incidents reported in July 2021.



*Incidents reported in June 2021: 0

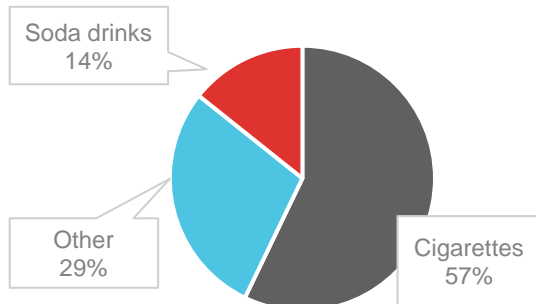
Oran (Algeria) | 7 Incidents ↓

Types of Demands			Sources of Demands			Types of Threats		
Cigarettes	4	↓	Any other port authority	2	↑	Other	7	↓
Other	2	↑	Customs	1	↓			
Soda drinks	1	⇒	Dock/Terminal workers/ Stevedores/ Foreman (D/TW/S/F)	1	↑			
			Pilot	1	↓			
			Port Agent	1	↑			
			Port health/ Quarantine authority/ Sanitary officers (PH/QA/SO)	1	⇒			

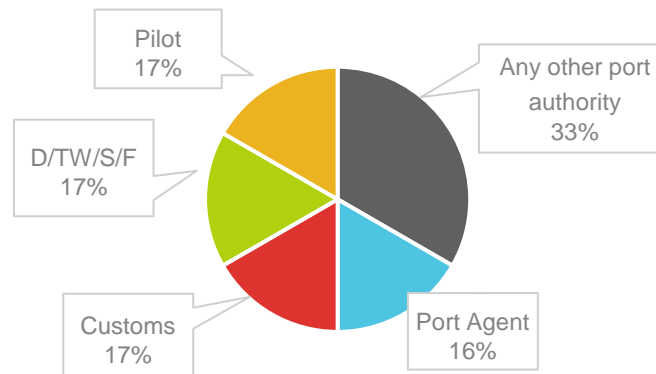
Key Insights

- The number of incidents reported through MACN's anonymous incident reporting system has decreased compared to the previous month, June 2021.
- Types of demands in July 2021 included cigarettes (57%), other (29%) and soda drinks (14%).
- The Port authorities were involved in 33% of reported cases and Customs, Dock/ Terminal workers/ Stevedores/ Foremen, Pilot, Port Agents and Port health/ Quarantine authorities/ Sanitary officers were involved in 17% of cases.
- All reported incidents in June 2021 did not specify the consequence of the demands.

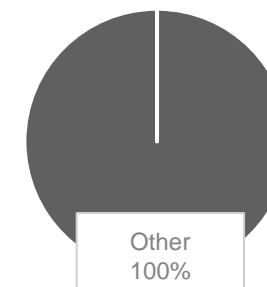
Types of Demands



Sources of Demands



Types of Threats



*Incidents reported in June 2021: 8