


MACN Incident data Report

Maritime Anti-Corruption Network | August 2021

Top Ports Overview



MACN

About MACN Anonymous Incident Reporting

MACN's anonymous incident reporting system enables member and non-members to submit incident reports when a vessel is faced with corrupt demands during port operation. MACN's anonymous incident reporting system captures only corrupt demands and does not collect or store any form of payments or solicitation.

The results of the anonymous incident reporting allows MACN members to learn from each other to potentially avoid similar incidents in their own operations. MACN has collected over 41,000 incident reports of corrupt demands globally.

MACN uses this data to analyse trends in frequency of incidents, allowing MACN to target Collective Action efforts and engage with governments. It has been a successful method to facilitate a constructive dialogue in meetings with governments and other stakeholders. Reporting is anonymous and non-attributable, it is not possible for anyone to identify who has submitted a report, and the report does not include details that would identify ships or individuals.

Link - MACN.dk/incident-reporting

Overview of Top 5 Ports*


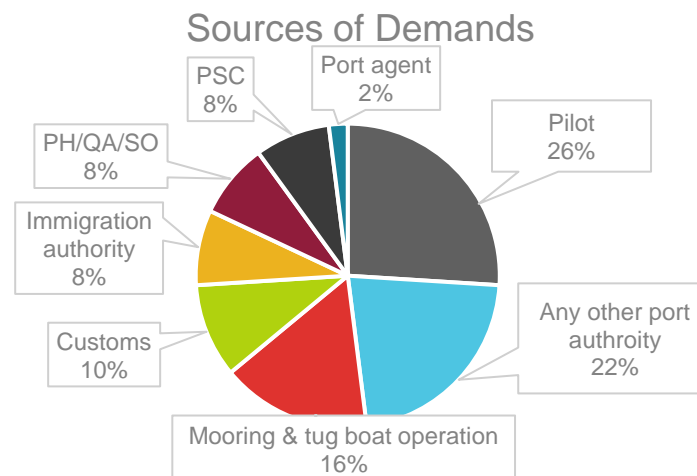
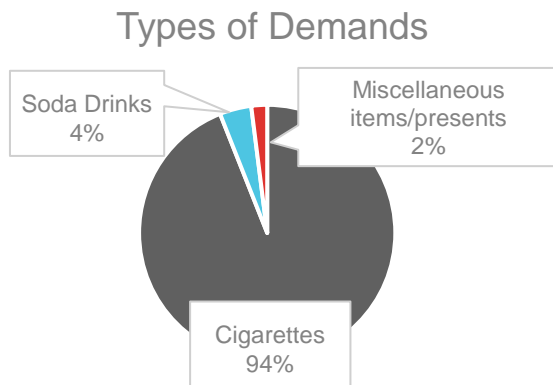
July 2021		August 2021	
Port	Number of Incidents	Port	Number of Incidents
Adang Bay (Indonesia)	9	Alexandria (Egypt)	50
Suez Canal (Egypt)	8	Suez Canal (Egypt)	27
Abidjan (Cote d'Ivoire)	7	Conakry (Guinea)	9
Colombo (Sri Lanka)	7	Panjang (Indonesia)	9
Karachi Container Terminal (Pakistan)	7	Takoradi (Ghana)	9
Total Incidents (All Ports)	228**	Total Incidents (All Ports)	258

*Ports with the most reported incidents received through MACN's Anonymous Incident Reporting in August 2021

**Since the July Report was published, MACN has received more incident reports for the month of July 2021

Alexandria (Egypt) | 50 Incidents

Types of Demands			Sources of Demands			Types of Threats		
Cigarettes	47		Pilot	13		Delay of Vessel	50	
Soda Drinks	2		Any other port authority	11				
Miscellaneous items/presents	1		Mooring and tug boat operation	8				
			Customs	5				
			Immigration authority	4				
			Port health/Quarantine authority/ Sanitary officers (PH/QA/SO)	4				
			Port state control (PSC)	4				
			Port agent	1				



Key Insights

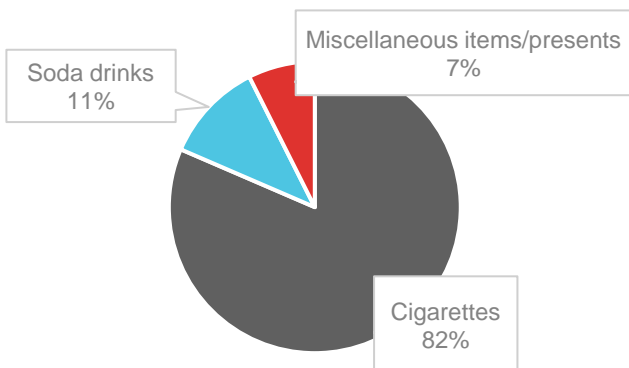
- The number of incidents reported through MACN's anonymous incident reporting system has increased compared to the previous month, July 2021.
- Cigarettes were demanded in 94% of all incidents reported through MACN's Anonymous Incident Reporting, alongside soda drinks 4% and miscellaneous items/presents 2%.
- A variety of actors were involved in the demands, including pilot, mooring & tug boat operations, customs, immigration authority, port health/quarantine authority/sanitary officers, a ports agent, PSC and other port authorities.
- Delay of the vessel was the consequence of all the incidents in August 2021.

*Incidents reported in July 2021: 2

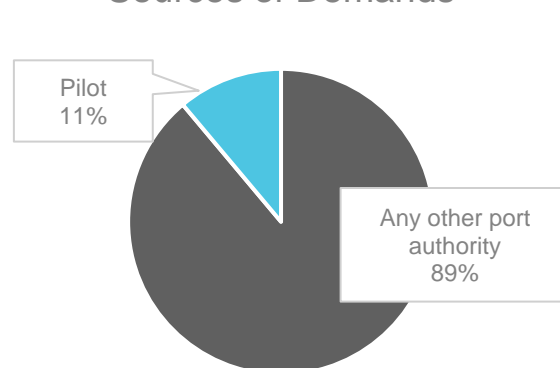
Suez Canal (Egypt) | 27 Incidents ↑

Types of Demands			Sources of Demands			Types of Threats		
Cigarettes	22	↑	Any other port authority	24	↑	Delay of vessel	26	↑
Soda drinks	3	↑	Pilot	3	↓	Threat of fines for alleged non-compliance	1	↑
Miscellaneous items/presents	2	↑						

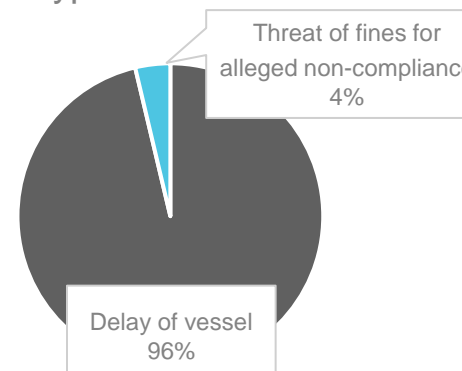
Types of Demands



Sources of Demands



Types of Threats



Key Insights

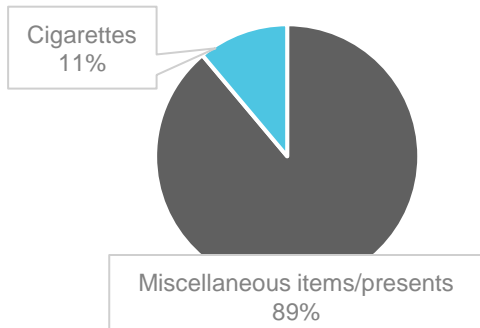
- The number of incidents reported through MACN's anonymous incident reporting system has increased compared to the previous month, July 2021.
- Cigarettes were demanded in most incidents reported through MACN's Anonymous Incident Reporting alongside soda drinks and miscellaneous items/presents.
- Any other port authority was responsible for 89% of demands, followed by pilots with 11%.
- 96% of the consequences of the demands were the delay of the vessel, and 4% were as a result of threats of fines for alleged non-compliance.

*Incidents reported in July 2021: 9

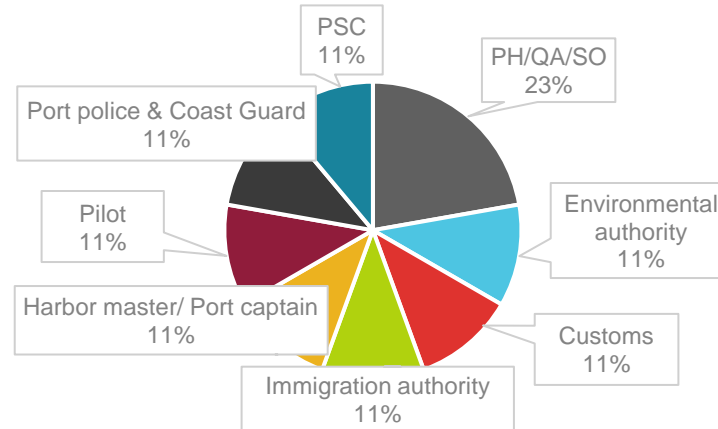
Conakry (Guinea) | 9 Incidents ↑

Types of Demands			Sources of Demands			Types of Threats		
Miscellaneous items/presents	8	↑	Port health/Quarantine authority/ Sanitary officers (PH/QA/SO)	2	↑	Safety of the vessel	4	↑
Cigarettes	1	↑	Customs	1	↑	Physical violence	3	↑
			Environmental authority	1	↑	Safety of crew's possessions	1	↑
			Harbor master/ Port captain	1	↑	Threat of fines for alleged non-compliance	1	↑
			Immigration authority	1	↑			
			Pilot	1	↑			
			Port Police and Coast Guard	1	↑			
			Port state control (PSC)	1	↑			

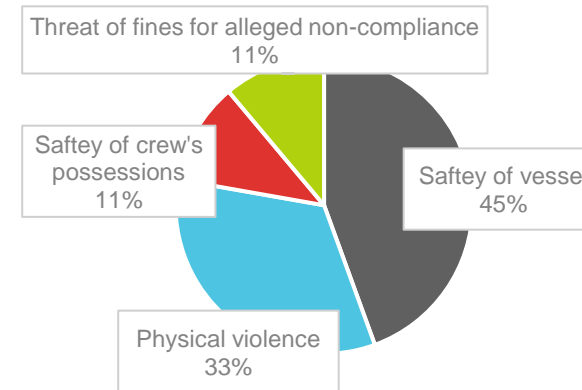
Types of Demands



Sources of Demands



Types of Threats



Key Insights

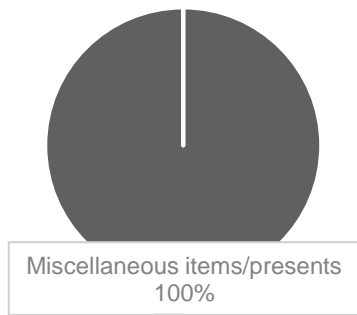
- The number of incidents reported through MACN's anonymous incident reporting system has increased compared to the previous month, July 2021.
- Miscellaneous items/presents were demanded in 89% of incidents reported in Conakry and cigarettes were demanded in 11% of incidents.
- A variety of different actors were involved in incidents, including customs, port agents, port health/quarantine authority/sanitary officers, immigration authority, environmental authorities, harbor masters/port captains, immigration authorities, PSC and port police/ coast guards.
- Safety of the vessel was the most common consequence with 45% followed by physical violence with 33% and safety of crew's possession and threat of fines for alleged non-compliance with each 11%.

*Incidents reported in July 2021: 0

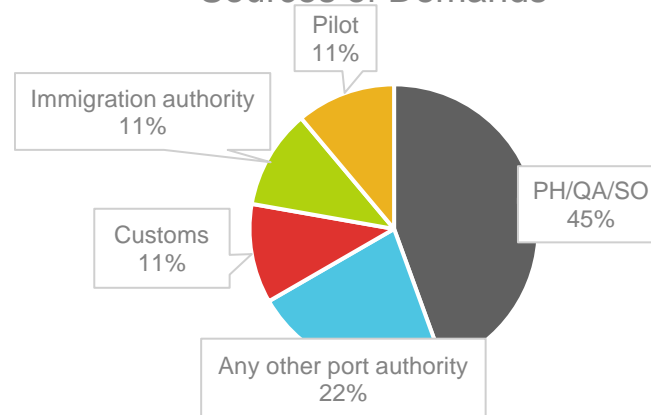
Panjang (Indonesia) | 9 Incidents ↑

Types of Demands			Sources of Demands			Types of Threats		
Miscellaneous items/presents	9	↑	Port health/Quarantine authority/ Sanitary officers (PH/QA/SO)	4	↑	Delay of vessel	9	↑
			Any other port authority	2	↑			
			Customs	1	↑			
			Immigration authority	1	↑			
			Pilot	1	↑			

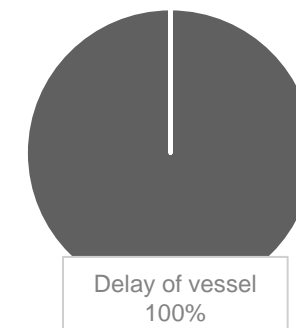
Types of Demands



Sources of Demands



Types of Threats



Key Insights

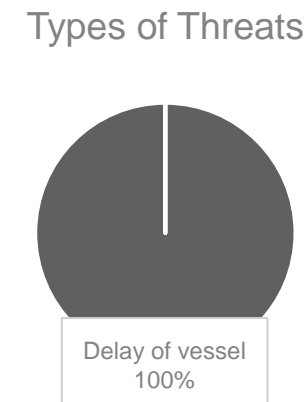
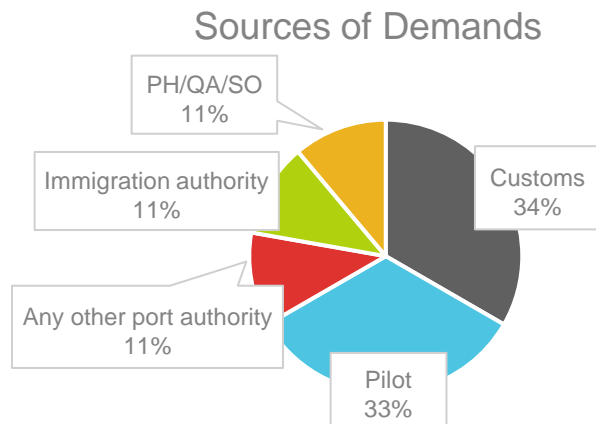
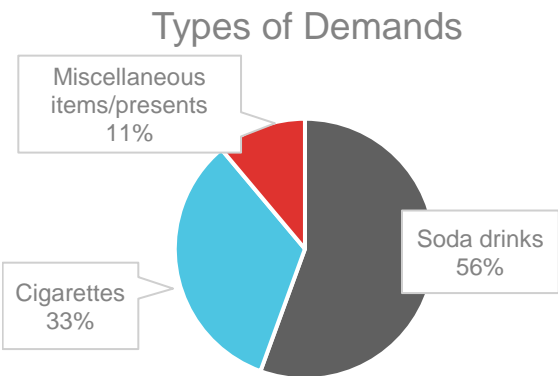
- The number of incidents reported through MACN's anonymous incident reporting system has increased compared to the previous month, July 2021.
- Miscellaneous items/presents were demanded in all incidents reported in August 2021.
- Port health/ quarantine authority/sanitary officers was the most common actor involved in the demands with 45%. Other actors involved were customs, immigration authorities, pilots and other port authorities.
- All reported incidents in August 2021 had a delayed vessel as a consequence of the demands.

Takoradi (Ghana) | 9 Incidents ↑

Types of Demands			Sources of Demands			Types of Threats		
Soda drinks	5	↑	Customs	3	↑	Delay of Vessel	9	↑
Cigarettes	3	↑	Pilot	3	↑			
Miscellaneous items/presents	1	↑	Any other port authority	1	↑			
			Immigration authority	1	↑			
			Port health/Quarantine authority/ Sanitary officers (PH/QA/SO)	1	↑			

Key Insights

- The number of incidents reported through MACN's anonymous incident reporting system has increased compared to the previous month, July 2021.
- Soda drinks were demanded in 56% of cases reported, cigarettes in 33% and miscellaneous items/presents in 11% of cases reported in August 2021.
- A variety of actors were involved in the demands, including the customs, immigration authorities, pilots, and port captains, port health/quarantine authorities/ sanitary officers and other port authorities.
- Delay of the vessel was the consequence in all incidents reported in August 2021.



*Incidents reported in July 2021: 0