


MACN Incident data Report

Maritime Anti-Corruption Network | September 2021

Top 5 Ports Overview



MACN

About MACN Anonymous Incident Reporting

MACN's anonymous incident reporting system enables member and non-members to submit incident reports when a vessel is faced with corrupt demands during port operation. MACN's anonymous incident reporting system captures only corrupt demands and does not collect or store any form of payments or solicitation.

The results of the anonymous incident reporting allows MACN members to learn from each other to potentially avoid similar incidents in their own operations. MACN has collected over 41,000 incident reports of corrupt demands globally.

MACN uses this data to analyse trends in frequency of incidents, allowing MACN to target Collective Action efforts and engage with governments. It has been a successful method to facilitate a constructive dialogue in meetings with governments and other stakeholders. Reporting is anonymous and non-attributable, it is not possible for anyone to identify who has submitted a report, and the report does not include details that would identify ships or individuals.

Please submit reports through MACN's Anonymous incident Reporting System here: MACN.dk/incident-reporting
MACN encourages users not to leave any data fields blank when reporting multiple incidents.

Overview of Top 5 Ports*

August 2021		September 2021	
Port	Number of Incidents	Port	Number of Incidents
Alexandria (Egypt)	50	Port Moresby (Papua New Guinea)	13
Suez Canal (Egypt)	27	Lae (Papua New Guinea)	9
Conakry (Guinea)	9	New Orleans (United States)	7
Panjang (Indonesia)	9	San Lorenzo (Argentina)	6
Takoradi (Ghana)	9	Karachi (Pakistan)	6
Total Incidents (All Ports)	407**	Total Incidents (All Ports)	195

*Ports with the most reported incidents received through MACN's Anonymous Incident Reporting in September 2021

**Since the August Report was published, MACN has received more incident reports for the month of August 2021

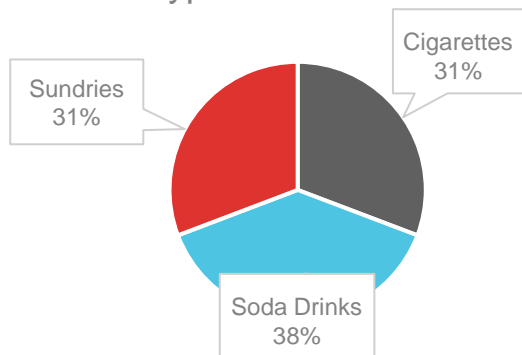
Port Moresby (Papua New Guinea) | 13 Incidents ↑

Types of Demands			Sources of Demands			Types of Threats		
Soda Drinks	5	↑	Port state control (PSC)	5	↑	Unspecified	13	↑
Cigarettes	4	↑	Pilot	4	↑			
Sundries	4	↑	Customs	1	↑			
			Dock/ Terminal workers/ Stevedores/ Foreman	1	↑			
			Port Agent	1	→			
			Port health/Quarantine authority/ Sanitary officers (PH/QA/SO)	1	↑			

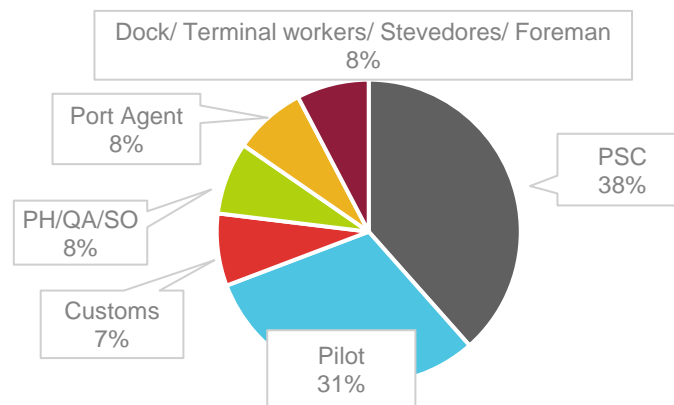
Key Insights

- The number of incidents reported through MACN's anonymous incident reporting system has increased compared to the previous month, August 2021.
- Soda drinks were demanded in 38% of all incidents reported through MACN's Anonymous Incident Reporting, closely followed by Soda Cigarettes and Sundries with each 31%.
- A variety of actors were involved in the demands, including PSC, Pilot, Customs, immigration authority, Dock/ Terminal workers/ Stevedores/ Foreman, PH/QA/SO and a ports agent.
- The consequence of corrupt demands was not specified in any of the incidents reported in September 2021.

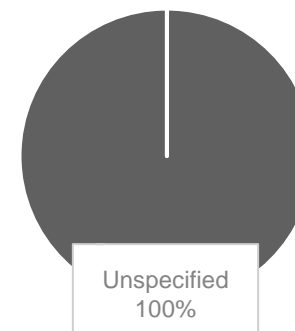
Types of Demands



Sources of Demands



Types of Threats

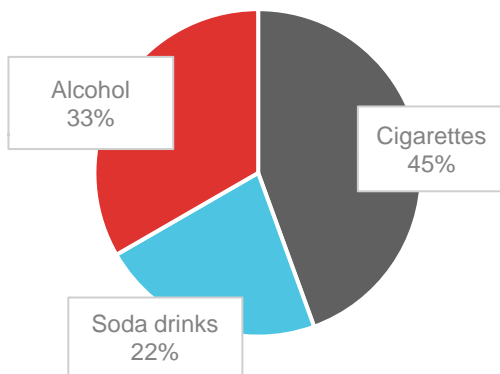


*Incidents reported in August 2021: 2

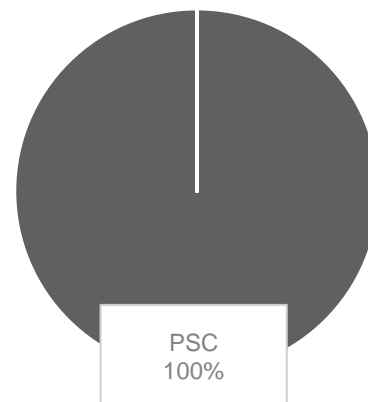
Lae (Papau New Guinea) | 9 Incidents ↑

Types of Demands			Sources of Demands			Types of Threats		
Cigarettes	4	↑	Port State Control (PSC)	9	↑	Unspecified	7	↑
Alcohol	3	→				Delay of vessel	2	↓
Soda Drinks	2	→						

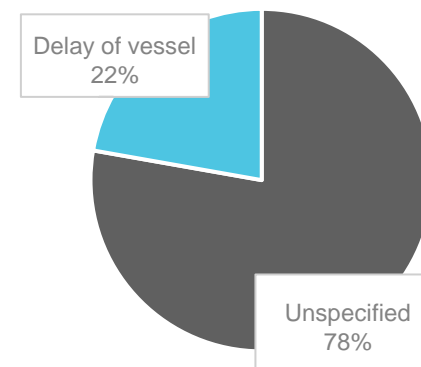
Types of Demands



Sources of Demands



Types of Threats



Key Insights

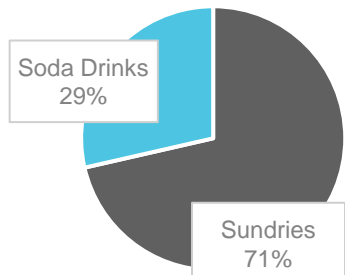
- The number of incidents reported through MACN's anonymous incident reporting system has increased compared to the previous month, August 2021.
- Cigarettes were demanded in most incidents reported through MACN's Anonymous Incident Reporting with 45% alongside Alcohol with 33% and Soda Drinks with 22%.
- Port State Control was responsible for all demands reported in September 2021.
- 78% of the consequences of the demands were not specified, and 22% were delays of the vessel.

*Incidents reported in August 2021: 8

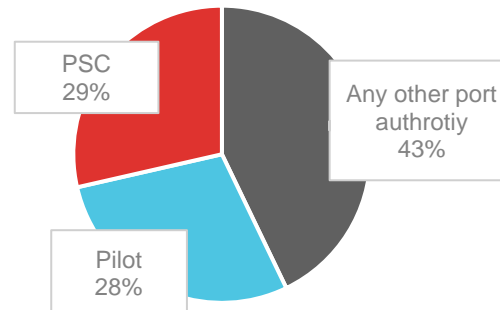
New Orleans (United States) | 7 Incidents ↑

Types of Demands			Sources of Demands			Types of Threats		
Sundries	5	↑	Any Other Port Authority	3	↑	Unspecified	7	↑
Soda Drinks	2	↑	Pilot	2	↑			
			Port State Control (PSC)	2	↑			

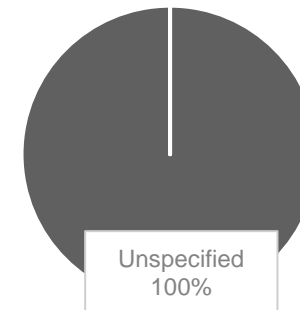
Types of Demands



Sources of Demands



Types of Threats



Key Insights

- The number of incidents reported through MACN's anonymous incident reporting system has increased compared to the previous month, August 2021.
- Sundries were demanded in 71% of incidents reported in New Orleans and Soda Drinks 29% of incidents.
- A variety of different actors were involved in incidents, including, PSC (29%) and Pilots (28%) and any other Port Authority (43%).
- The consequences of the corrupt demands being made were not specified in the incident reports.

*Incidents reported in August 2021: 0

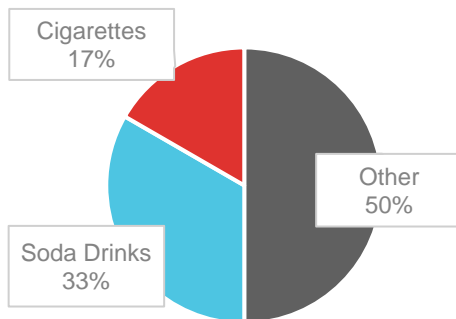
San Lorenzo (Argentina) | 6 Incidents ↑

Types of Demands			Sources of Demands			Types of Threats		
Other	3	↑	Customs	2	↑	Delay of vessel	6	↑
Soda Drinks	2	↑	Loading Master	2	↑			
Cigarettes	1	↓	Port Agent	1	↑			
			Port health/Quarantine authority/ Sanitary officers (PH/QA/SO)	1	→			

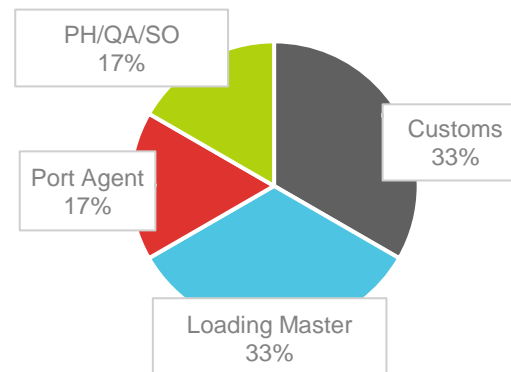
Key Insights

- The number of incidents reported through MACN's anonymous incident reporting system has increased compared to the previous month, August 2021.
- Soda drinks were demanded in 33%, Cigarettes in 17% and other demands in 50% of the demands reported in September 2021.
- Customs was the most common actor involved in the demands with 33%. Other actors involved were Loading Master, Port Agent, Port health/ Quarantine authority/ Sanitary officers.
- All reported incidents in September 2021 had a delayed vessel as a consequence of the demands.

Types of Demands



Sources of Demands



Types of Threats



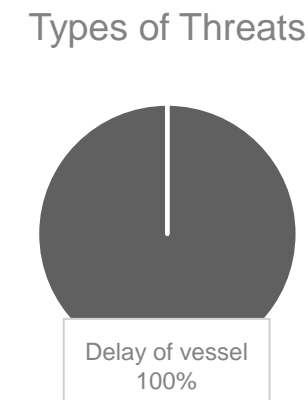
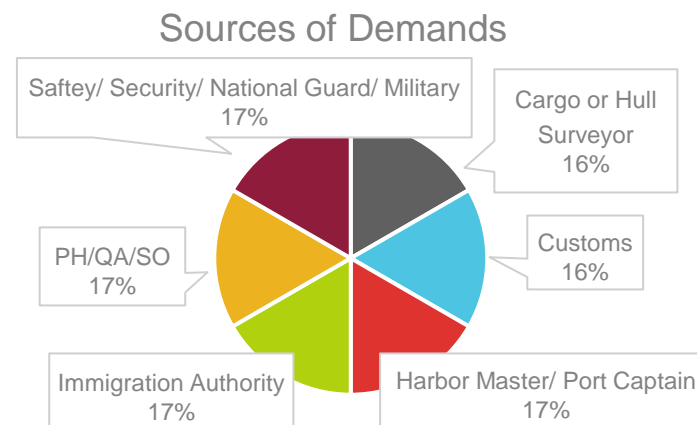
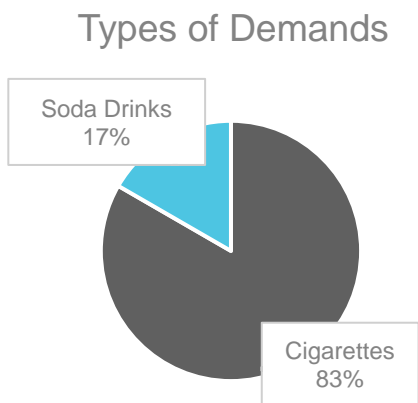
*Incidents reported in August 2021: 3

Karachi (Pakistan) | 6 Incidents ↑

Types of Demands			Sources of Demands			Types of Threats		
Cigarettes	5	↑	Cargo or Hull Surveyor	1	↑	Delay of Vessel	6	↑
Soda Drinks	1	↑	Customs	1	↑			
			Harbor Master/ Port Captain	1	↑			
			Immigration authority	1	↑			
			Port health/Quarantine authority/ Sanitary officers (PH/QA/SO)	1	↑			
			Safety/ Security/ National Guard/ Military	1	↑			

Key Insights

- The number of incidents reported through MACN's anonymous incident reporting system has increased compared to the previous month, August 2021.
- Cigarettes were demanded in 83% of cases reported, and Soda Drink in 17% of cases reported in September 2021.
- A variety of actors were involved in the demands, including the Cargo or Hull Surveyor, Customs, Harbor Master/ Port Captain, Immigration Authorities, Port Health/ Quarantine Authorities/ Sanitary Officers and Safety/ Security/ National Guard/ Military.
- Delay of the vessel was the consequence in all incidents reported in September 2021.



*Incidents reported in August 2021: 0