




MACN Incident data Report

Maritime Anti-Corruption Network | November 2021

Top Ports Overview



MACN

About MACN Anonymous Incident Reporting

MACN's anonymous incident reporting system enables member and non-members to submit incident reports when a vessel is faced with corrupt demands during port operation. MACN's anonymous incident reporting system captures only corrupt demands and does not collect or store any form of payments or solicitation.

The results of the anonymous incident reporting allows MACN members to learn from each other to potentially avoid similar incidents in their own operations. MACN has collected over 48,000 incident reports of corrupt demands globally.

MACN uses this data to analyse trends in frequency of incidents, allowing MACN to target Collective Action efforts and engage with governments. It has been a successful method to facilitate a constructive dialogue in meetings with governments and other stakeholders. Reporting is anonymous and non-attributable, it is not possible for anyone to identify who has submitted a report, and the report does not include details that would identify ships or individuals.

Please submit reports through MACN's Anonymous incident Reporting System here: MACN.dk/incident-reporting
MACN encourages users not to leave any data fields blank when reporting multiple incidents.

Overview of Top 5 Ports*

October 2021		November 2021	
Port	Number of Incidents	Port	Number of Incidents
Alger/Algiers (Algeria)	26	Suez Canal (Egypt)	29
Suez Canal (Egypt)	16	Alexandria (Egypt)	24
Jose Terminal (Venezuela)	11	Izmit (Turkey)	23
Bataan, Marivels (Philippines)	9	Cotonou (Benin)	21
Augusta (Italy)	8	Tuxpan (Mexico)	13
Total Incidents (All Ports)	326**	Total Incidents (All Ports)	368

*Ports with the most reported incidents received through MACN's Anonymous Incident Reporting in November 2021

**Since the October Report was published, MACN has received more incident reports for the month of October 2021

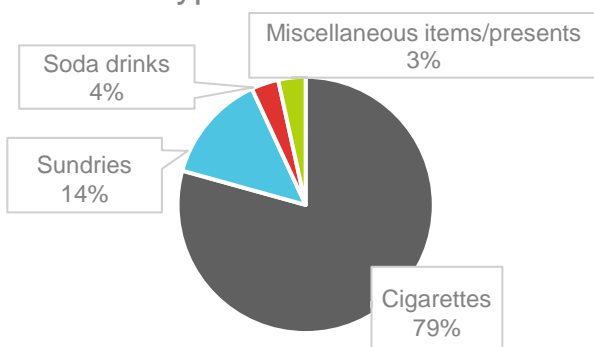
Suez Canal (Egypt) | 29 Incidents ↑

Types of Demands			Sources of Demands			Types of Threats		
Cigarettes	23	↑	Pilot	15	↑	Safety of the vessel	12	↑
Sundries	4	↑	Any other port authority	6	⇒	Other	8	↑
Soda drinks	1	↑	Customs	3	↑	Delay of vessel	7	↓
Miscellaneous items/presents	1	↑	Electrician	2	↑	Physical violence	1	↑
			Immigration authority	2	↑	Unspecified	1	↑
			Port health/Quarantine authority/ Sanitary officers (PH/QA/SO)	1	↑			

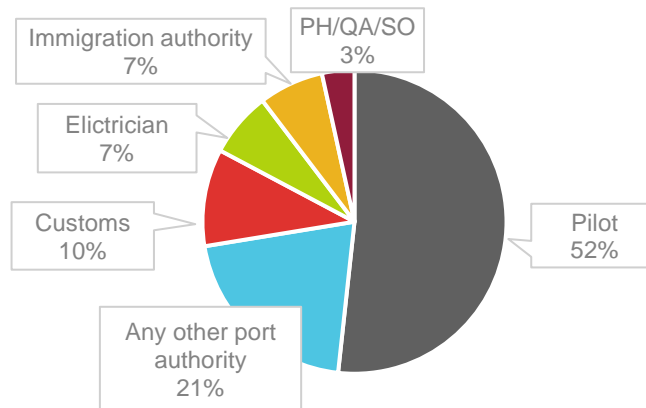
Key Insights

- The number of incidents reported through MACN's anonymous incident reporting system has increased compared to the previous month, October 2021.
- Cigarettes were demanded in 79% of all incidents reported through MACN's Anonymous Incident Reporting, alongside Sundries (14%), Soda drinks (4%) and miscellaneous items/presents (3%).
- A variety of actors were involved in the demands, including pilots, customs, electricians, immigration authority, PH/QA/SO and other port authorities.
- The most common consequence of corrupt demands was safety of the vessel (43%).

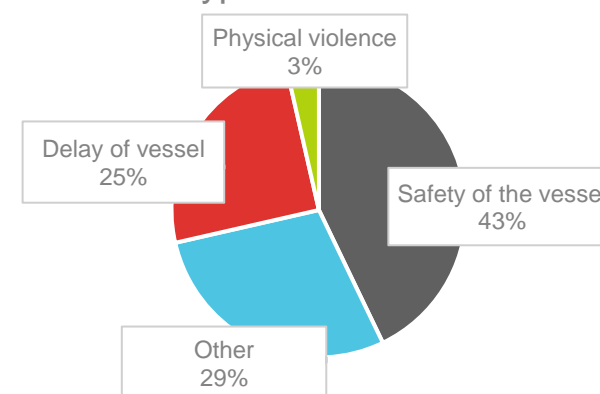
Types of Demands



Sources of Demands



Types of Threats



*Incidents reported in October 2021: 22

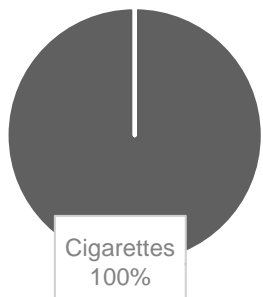
Alexandria (Egypt) | 24 Incidents ↑

Types of Demands			Sources of Demands			Types of Threats		
Cigarettes	24	↑	Pilot	5	↑	Delay of vessel	24	↑
			Mooring and Tug boat operation	4	↑			
			Customs	3	↑			
			Harbor master/Port captain	3	↑			
			Immigration Authority	2	↑			
			Port health/Quarantine authority/ Sanitary officers (PH/QA/SO)	2	↑			
			Any other port authrotiy	1	↓			
			Cargo or hull surveyor	1	↑			
			Environmental authority	1	↑			
			Loading master	1	↑			
			Safety/Security/National Guard/Military	1	↑			

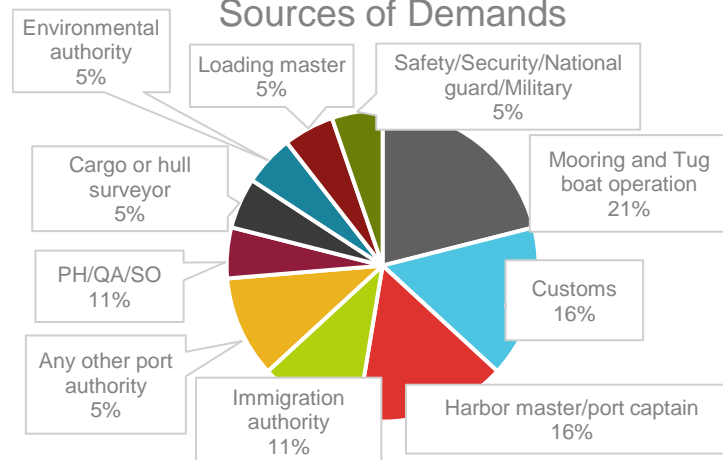
Key Insights

- The number of incidents reported through MACN's anonymous incident reporting system has increased compared to the previous month, October 2021.
- Cigarettes were demanded in all incidents reported through MACN's Anonymous Incident Reporting in November 2021.
- A variety of actors were responsible for the demands reported including pilots, mooring and tugboat operation, customs, Harbor master/port captains, immigration authority, PH/QA/SO, Cargo or hull surveyors, environmental authority, loading master and any other port authorities.
- 100% of the consequences of the demands were delays of the vessel.

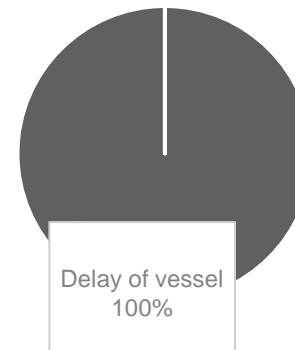
Types of Demands



Sources of Demands



Types of Threats



*Incidents reported in October 2021: 4

Izmit (Turkey) | 23 Incidents ↑

Types of Demands

Cigarettes	21	↑
Soda drinks	2	↑

Sources of Demands

Customs	4	↑
Pilot	4	↑
Any other port authority	3	↑
Port health/Quarantine authority/ Sanitary officers (PH/QA/SO)	3	↑
Cargo or hull surveyor	2	↑
Immigration authority	2	↑
Loading master	2	↑
Port agent	2	↑
Bunker/Barge surveyor	1	↑

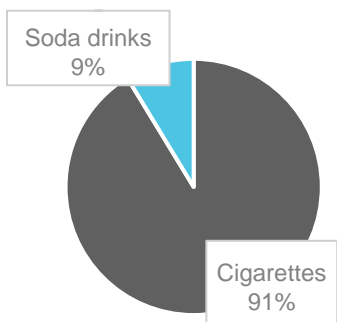
Types of Threats

Delay of vessel	23	↑
-----------------	----	---

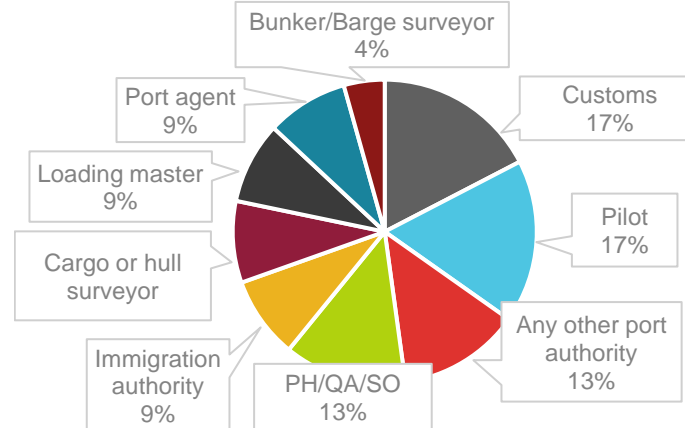
Key Insights

- The number of incidents reported through MACN's anonymous incident reporting system has increased compared to the previous month, October 2021.
- Cigarettes were demanded in 91% and soda drinks in 9% of incidents reported through MACN's Anonymous Incident Reporting.
- A variety of different actors were involved in incidents, including, Customs, Pilot, PH/QA/SO, Cargo or hull surveyors, Immigration authority, Loading master, port agent, bunker/barge surveyor and any other port authority.
- The consequences of the corrupt demands being made were all delays of the vessel in November 2021.

Types of Demands



Sources of Demands













Types of Threats



*Incidents reported in October 2021: 0

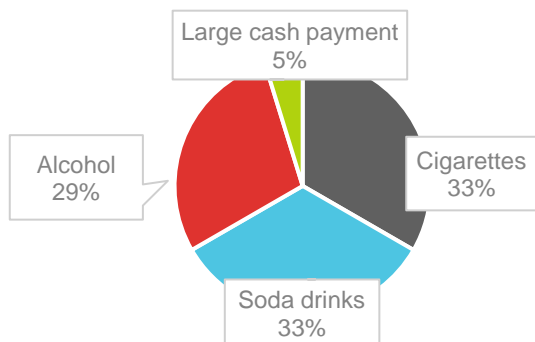
Cotonou (Benin) | 21 Incidents

Types of Demands			Sources of Demands			Types of Threats		
Cigarettes	7		Any other port authority	8		Delay of vessel	21	
Soda drinks	7		Customs	4				
Alcohol	6		Port state control (PSC)	4				
Large cash payment (more than USD 150)	1		Immigration authority	3				
			Port health/Quarantine authority/ Sanitary officers (PH/QA/SO)	2				

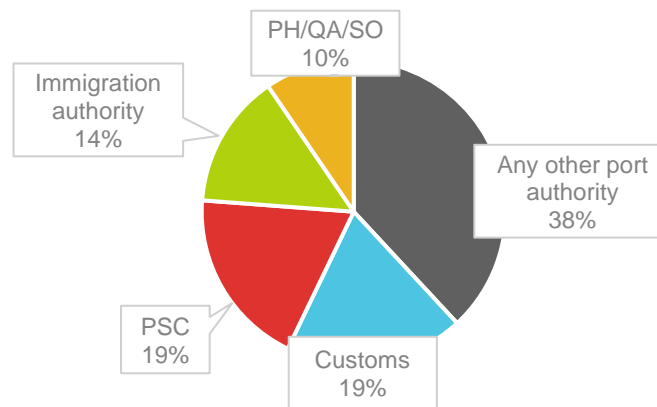
Key Insights

- The number of incidents reported through MACN's anonymous incident reporting system has increased compared to the previous month, October 2021.
- Among the demands reported were Cigarettes (33%), Soda drinks (33%), Alcohol (29%) and large cash payments (5%).
- Any other port authority was the most common actor involved in the demands with 38%. Other actors involved were customs, PSC, Immigration authority and PH/QA/SO.
- All reported incidents in November 2021 had a delayed vessel as a consequence of the demands.

Types of Demands



Sources of Demands



Types of Threats



*Incidents reported in October 2021: 0

Tuxpan (Mexico) | 13 Incidents ↑

Types of Demands

Cigarettes	13	↑
------------	----	---

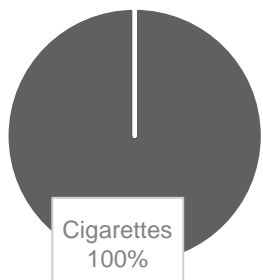
Sources of Demands

Cargo or hull surveyor	3	↑
Any other port authority	2	↑
Customs	2	↑
Immigration authority	2	↑
Port agent	2	↑
Port health/Quarantine authority/ Sanitary officers (PH/QA/SO)	2	↑

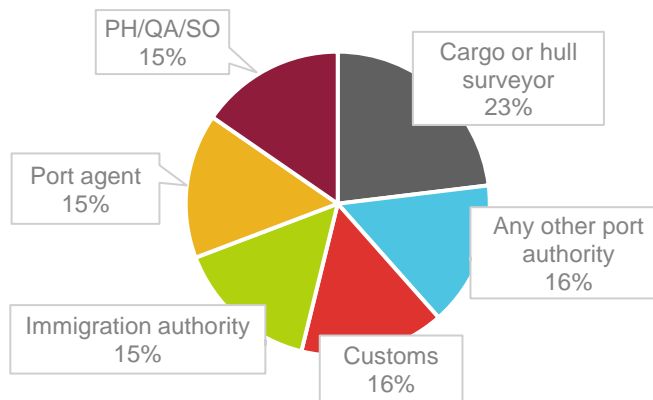
Types of Threats

Safety of the vessel	13	↑
----------------------	----	---

Types of Demands



Sources of Demands



Types of Threats



Key Insights

- The number of incidents reported through MACN's anonymous incident reporting system has increased compared to the previous month, October 2021.
- Cigarettes were demanded in 100% of cases reported in November 2021.
- A variety of different actors were involved in incidents, including, Cargo or hull surveyor (23%), any other port authority (16%), customs (16%), Immigration authority (15%), Port agents (15%) and PH/QA/SO (15%).
- All reported incidents in November 2021 had the safety of the vessel as a consequence of the demands.

*Incidents reported in October 2021: 0