

MACN Incident data Report

Maritime Anti-Corruption Network | December 2021

Top 5 Ports Overview



About MACN Anonymous Incident Reporting

MACN's anonymous incident reporting system enables member and non-members to submit incident reports when a vessel is faced with corrupt demands during port operation. MACN's anonymous incident reporting system captures only corrupt demands and does not collect or store any form of payments or solicitation.

The results of the anonymous incident reporting allows MACN members to learn from each other to potentially avoid similar incidents in their own operations. MACN has collected over 48,000 incident reports of corrupt demands globally.

MACN uses this data to analyse trends in frequency of incidents, allowing MACN to target Collective Action efforts and engage with governments. It has been a successful method to facilitate a constructive dialogue in meetings with governments and other stakeholders. Reporting is anonymous and non-attributable, it is not possible for anyone to identify who has submitted a report, and the report does not include details that would identify ships or individuals.

Please submit reports through MACN's Anonymous incident Reporting System here: MACN.dk/incident-reporting
MACN encourages users not to leave any data fields blank when reporting multiple incidents.

Overview of Top 5 Ports*

November 2021		December 2021	
Port	Number of Incidents	Port	Number of Incidents
Suez Canal (Egypt)	29	Abidjan (Côte d'Ivoire)	38
Alexandria (Egypt)	24	Suez Canal (Egypt)	37
Izmit (Turkey)	23	Sfax (Tunisia)	34
Cotonou (Benin)	21	Alexandria (Egypt)	31
Tuxpan (Mexico)	13	Santos (Brazil)	24
Total Incidents (All Ports)	524**	Total Incidents (All Ports)	597

*Ports with the most reported incidents received through MACN's Anonymous Incident Reporting in December 2021

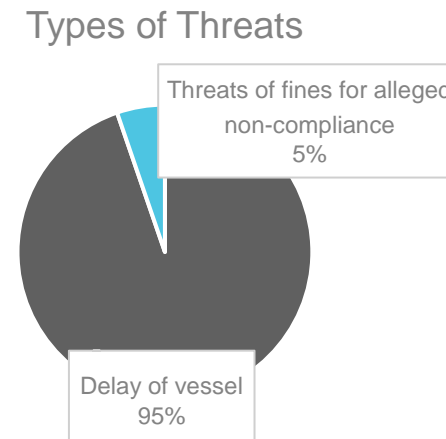
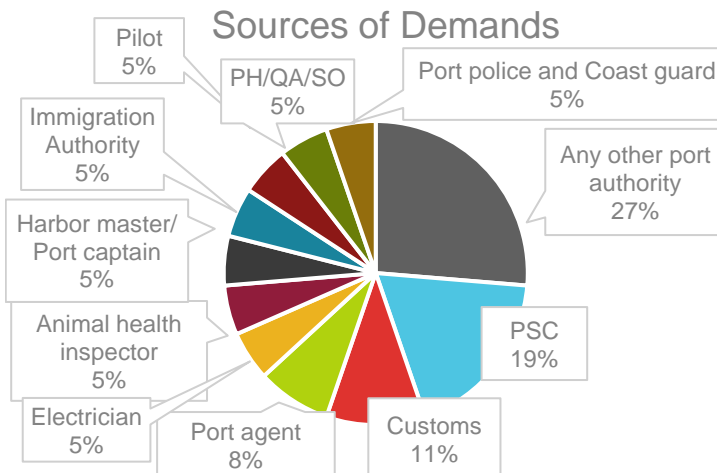
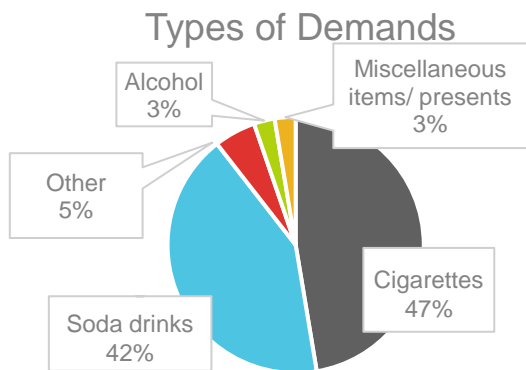
**Since the November Report was published, MACN has received more incident reports for the month of November 2021

Abidjan (Côte d'Ivoire) | 38 Incidents ↑

Types of Demands		
Cigarettes	18	↑
Soda Drinks	16	↑
Other	2	↑
Alcohol	1	↑
Miscellaneous items/ Presents	1	↓

Sources of Demands		
Any other port authority	10	↑
Port State Control (PSC)	7	↑
Customs	4	↑
Port Agent	3	↑
Animal Health Inspector	2	↑
Electrician	2	↑
Harbor Master/ Port Captain	2	↑
Immigration Authority	2	↑
Pilot	2	↑
Port Health/ Quarantine Authority/ Sanitation Officer (PH/QA/SO)	2	↑
Port Police and Coast Guard	2	↑

Types of Threats		
Delay of Vessel	36	↑
Threat of fines for alleged non-compliance	2	⇒



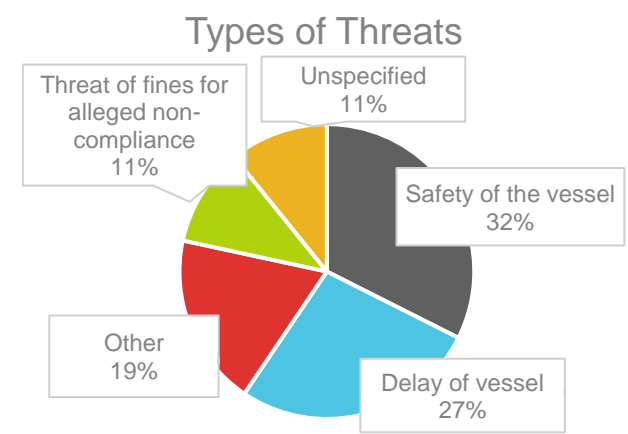
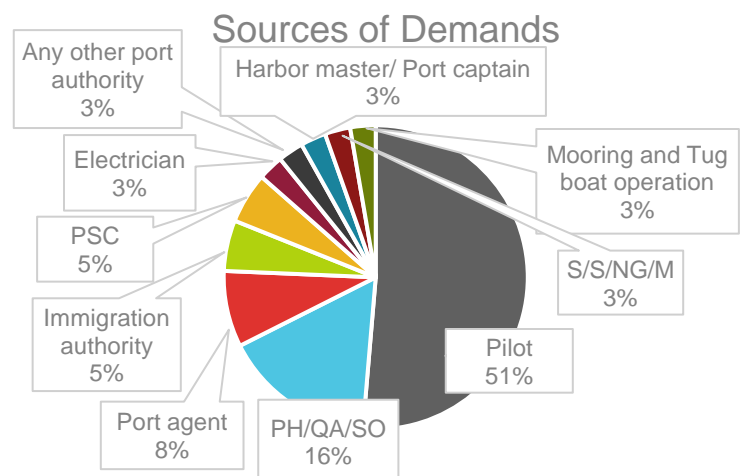
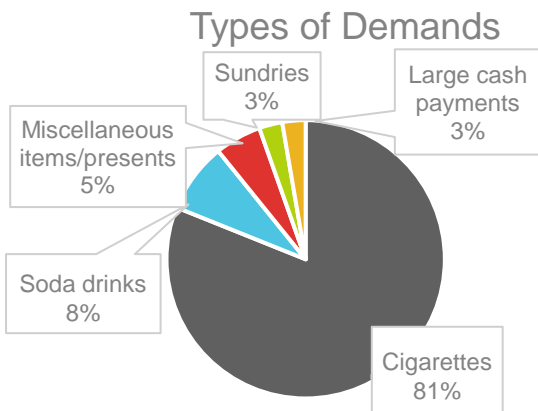
*Incidents reported in November 2021: 2

Key Insights

- The number of incidents reported through MACN's anonymous incident reporting system has increased compared to the previous month, November 2021.
- A variety of demands were made amongst which were cigarettes (47%), soda drinks (42%), other (5%), Alcohol (3%) and miscellaneous items/ presents (3%) of incidents reported through MACN's Anonymous Incident Reporting.
- A variety of different actors were involved in incidents, including, PSC, Customs, Port Agent, Animal Health Inspector, Harbor master/ Port captain, Pilot, PH/QA/SO, Immigration authority, and any other port authority.
- The most common consequence of corrupt demands was delay of the vessel (95%), followed by threats of fines for alleged non-compliance (5%).

Suez Canal (Egypt) | 37 Incidents ↓

Types of Demands		Sources of Demands		Types of Threats	
Cigarettes	30 ↓	Pilot	19 ⇒	Safety of the Vessel	12 ⇒
Soda Drinks	3 ↑	Port health/Quarantine authority/ Sanitary officers (PH/QA/SO)	6 ↑	Delay of Vessel	10 ↓
Miscellaneous items/ Presents	2 ↑	Port Agent	3 ↑	Other	7 ↓
Large Cash Payments (more than 150 USD)	1 ↑	Immigration Authority	2 ⇒	Threat of fines for alleged non-compliance	4 ↑
Sundries	1 ↓	Port State Control (PSC)	2 ↑	Unspecified	4 ↑
		Any other port authority	1 ↑		
		Electrician	1 ↓		
		Harbor Master/ Port Captain	1 ↑		
		Mooring and Tug Boat Operation	1 ⇒		
		Safety/ Security/ National Guard/ Military (S/S/NG/M)	1 ⇒		



Key Insights

- The number of incidents reported through MACN's anonymous incident reporting system has decreased compared to the previous month, November 2021.
- Cigarettes were demanded in 81% of all incidents reported through MACN's Anonymous Incident Reporting, alongside Soda drinks (8%), Sundries (3%), miscellaneous items/presents (5%) and large cash payments (3%).
- A variety of actors were involved in the demands, including pilots, PH/QA/SO, port agent, immigration authority, PSC, electricians, Harbor master/ port captain, mooring and Tug bat operations, S/S/NG/M and other port authorities.
- The most common consequence of corrupt demands was safety of the vessel (32%), by delay of vessel (27%), other (19%), threats of fines for alleged non-compliance (11%) and unspecified (11%).

*Incidents reported in November 2021: 39

Sfax (Tunisia) | 34 Incidents ↑

Types of Demands

Cigarettes	11	↑
Sundries	11	↑
Miscellaneous items/ Presents	10	↑
Soda Drinks	2	↑

Sources of Demands

Customs	19	↑
Immigration Authority	5	↑
Pilot	3	↑
Any other port authority	2	↔
Port health/Quarantine authority/ Sanitary officers (PH/QA/SO)	2	↑
Cargo or Hull Surveyor	1	↑
Harbor Master/ Port Captain	1	↑
Loading Master	1	↑

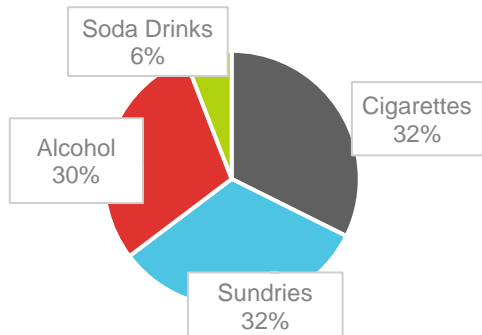
Types of Threats

Delay of Vessel	34	↑
-----------------	----	------------------------------------

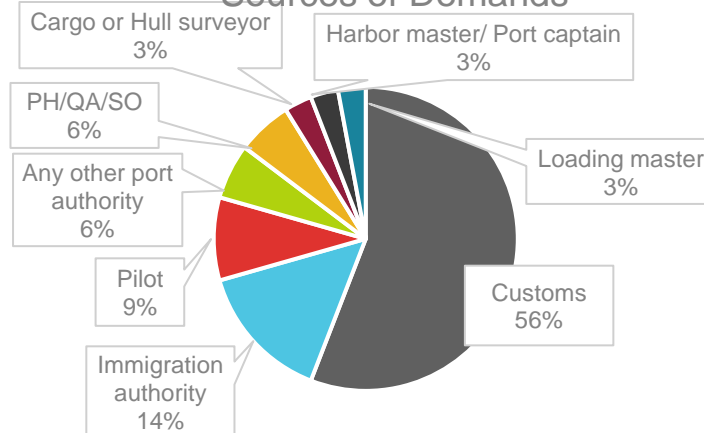
Key Insights

- The number of incidents reported through MACN's anonymous incident reporting system has increased compared to the previous month, November 2021.
- Among the demands reported were Cigarettes (32%), Sundries (32%), Alcohol (30%) and Soda drinks (6%).
- Customs was the most common actor involved in the demands with 56%. Other actors involved were Immigration authorities, Pilots, PH/QA/SO, Cargo or Hull surveyor, Harbor master/ Port captain, Loading master and other port authorities.
- All reported incidents in December 2021 had a delayed vessel as a consequence of the demands.

Types of Demands



Sources of Demands



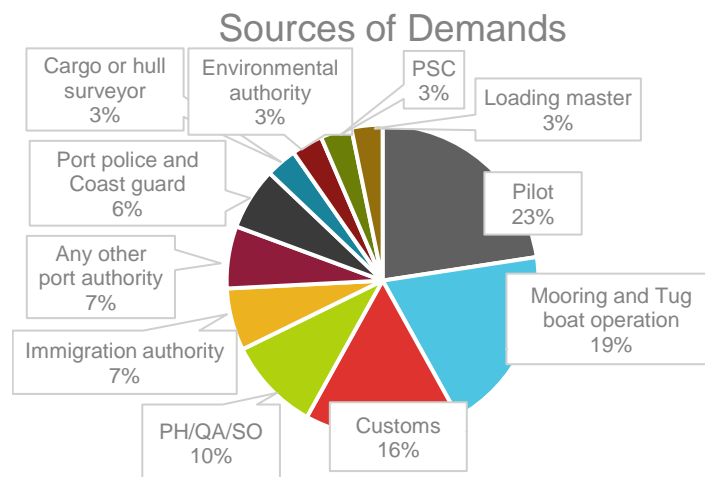
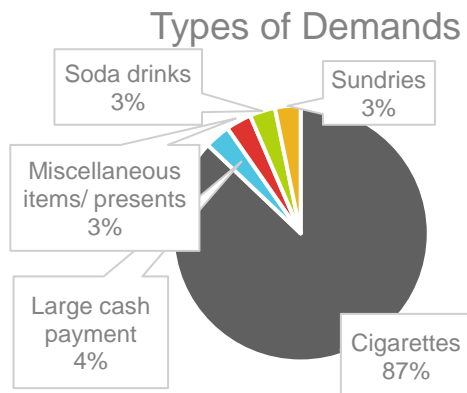
Types of Threats



*Incidents reported in November 2021: 2

Alexandria (Egypt) | 31 Incidents ↑

Types of Demands			Sources of Demands			Types of Threats		
Cigarettes	27	↑	Pilot	7	↑	Delay of Vessel	31	↑
Large Cash Payment (more than 150 USD)	1	↑	Mooring and Tug Boat Operation	6	↑			
Miscellaneous items/ Presents	1	↑	Customs	5	↑			
Soda Drinks	1	↑	Port health/Quarantine authority/ Sanitary officers (PH/QA/SO)	3	↑			
Sundries	1	↑	Any other port authority	2	↑			
			Immigration Authority	2	↔			
			Port Police and Coast Guard	2	↑			
			Cargo or Hull Surveyor	1	↔			
			Environmental Authority	1	↔			
			Loading Master	1	↔			
			Port State Control (PSC)	1	↑			



Key Insights

- The number of incidents reported through MACN's anonymous incident reporting system has increased compared to the previous month, November 2021.
- Cigarettes were demanded in most incidents with 87%, reported through MACN's Anonymous Incident Reporting in December 2021. Other demands were large cash payments (4%), miscellaneous items/presents (3%), soda drinks (3%) and sundries (3%).
- A variety of actors were responsible for the demands reported including pilots, mooring and tugboat operation, customs, port police and coast guard, immigration authority, PH/QA/SO, Cargo or hull surveyors, environmental authority, loading master, PSC and any other port authorities.
- 100% of the consequences of the demands were delays of the vessel.

*Incidents reported in November 2021: 24

Santos (Brazil) | 24 Incidents ↑

Types of Demands

Cigarettes	9	↑
Alcohol	6	↑
Soda Drinks	5	↑
Other	4	↑

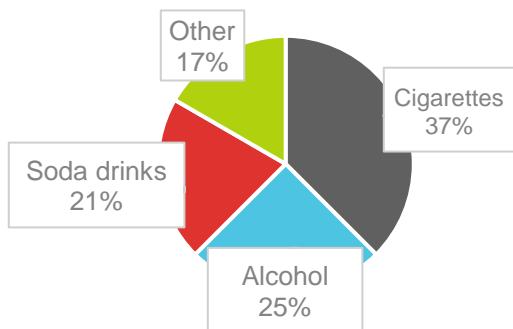
Sources of Demands

Cargo or Hull Surveyor	11	↑
Port Agent	4	↑
Port State Control (PSC)	4	↑
Any other port authority	2	↑
Harbor Master/ Port Captain	2	↑
Draft Surveyor	1	↑

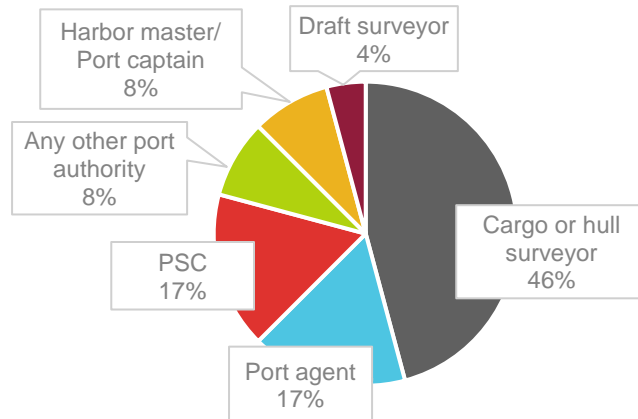
Types of Threats

Delay of Vessel	12	↑
Safety of the Vessel	12	

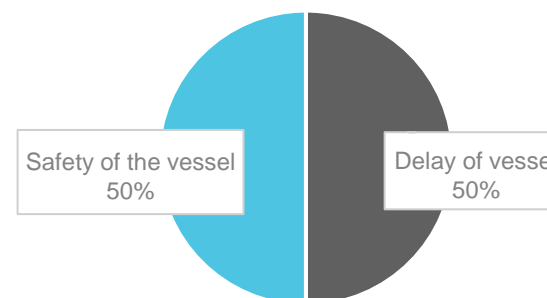
Types of Demands



Sources of Demands



Types of Threats



Key Insights

- The number of incidents reported through MACN's anonymous incident reporting system has increased compared to the previous month, November 2021.
- Cigarettes were demanded in 37%, Alcohol in 25%, Soda Drinks in 21% and other in 17% of cases reported in December 2021.
- A variety of different actors were involved in incidents, including, Cargo or hull surveyor (46%), port agent (17%), PSC (17%) any other port authority (8%), Harbor master/ Port captain (8%) and Draft surveyor (4%).
- Half of the reported incidents in December 2021 had the safety of the vessel as a consequence of the demands and delay of vessel as the other half.

*Incidents reported in November 2021: 0