




MACN Incident data Report

Maritime Anti-Corruption Network | January 2022

Top 5 Ports Overview



MACN

About MACN Anonymous Incident Reporting

MACN's anonymous incident reporting system enables member and non-members to submit incident reports when a vessel is faced with corrupt demands during port operation. MACN's anonymous incident reporting system captures only corrupt demands and does not collect or store any form of payments or solicitation.

The results of the anonymous incident reporting allows MACN members to learn from each other to potentially avoid similar incidents in their own operations. MACN has collected over 48,000 incident reports of corrupt demands globally.

MACN uses this data to analyse trends in frequency of incidents, allowing MACN to target Collective Action efforts and engage with governments. It has been a successful method to facilitate a constructive dialogue in meetings with governments and other stakeholders. Reporting is anonymous and non-attributable, it is not possible for anyone to identify who has submitted a report, and the report does not include details that would identify ships or individuals.

Please submit reports through MACN's Anonymous incident Reporting System here: MACN.dk/incident-reporting
MACN encourages users not to leave any data fields blank when reporting multiple incidents.

Overview of Top 5 Ports*

December 2021		January 2022	
Port	Number of Incidents	Port	Number of Incidents
Abidjan (Côte d'Ivoire)	38	Damietta (Egypt)	20
Suez Canal (Egypt)	37	Alger/Algiers (Algeria)	17
Sfax (Tunisia)	34	Veracruz	10
Alexandria (Egypt)	31	Suez Canal (Egypt)	9
Santos (Brazil)	24	Lumut	8
Total Incidents (All Ports)	599**	Total Incidents (All Ports)	149

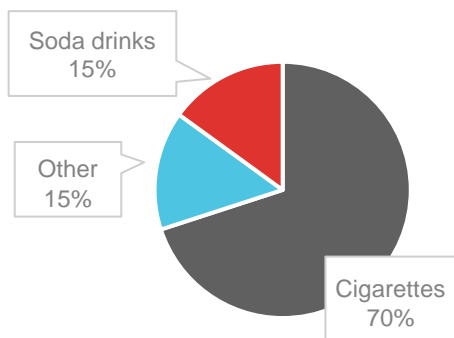
*Ports with the most reported incidents received through MACN's Anonymous Incident Reporting in January 2022

**Since the December Report was published, MACN has received more incident reports for the month of December 2021

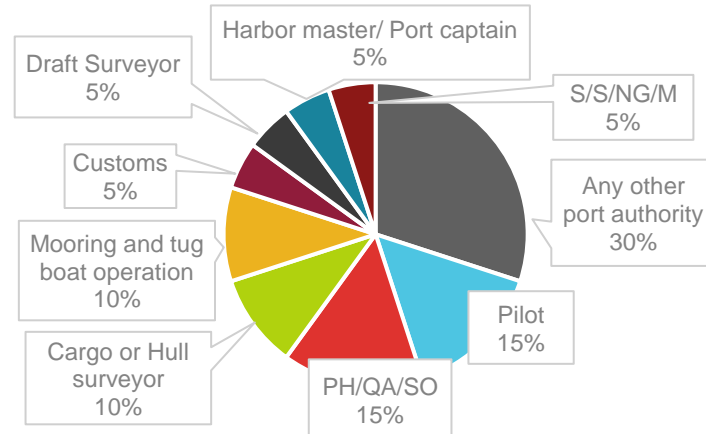
Damietta (Egypt) | 20 Incidents ↑

Types of Demands			Sources of Demands			Types of Threats		
Cigarettes	14	↑	Any other port authority	6	↑	Safety of the Vessel	19	↑
Other	3	↑	Pilot	3	↑	Other	1	↑
Soda Drinks	3	↑	Port Health/ Quarantine Authority/ Sanitation Officer (PH/QA/SO)	3	↑			
			Cargo or Hull Surveyor	2	↑			
			Mooring and Tug Boat Operation	2	↑			
			Customs	1	↑			
			Draft Surveyor	1	↑			
			Harbor Master/ Port Captain	1	↑			
			Safety/ Security/ National Guard/ Military (S/S/NG/M)	1	↑			

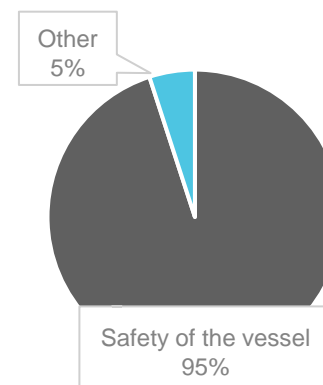
Types of Demands



Sources of Demands



Types of Threats



Key Insights

- The number of incidents reported through MACN's anonymous incident reporting system has increased compared to the previous month, December 2021.
- A variety of demands were made amongst which were cigarettes (70%), soda drinks (15%), and other (15%) through MACN's Anonymous Incident Reporting.
- A variety of different actors were involved in incidents, including, Pilots, PH/QA/SO, Cargo or Hull surveyor, Mooring and Tug Boat operations, Customs, Draft Surveyors, Harbor master/ Port captain, S/S/NG/M and any other port authority.
- The most common consequence of corrupt demands was safety of the vessel (95%), followed by other(5%).

*Incidents reported in December 2021: 0

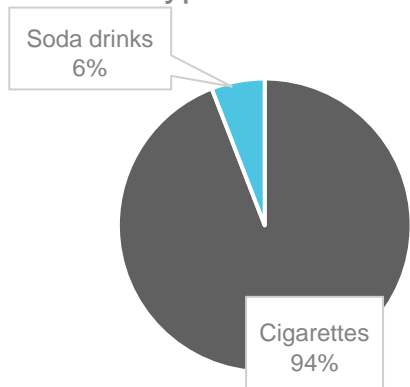
Alger/Algiers (Algeria) | 17 Incidents ↓

Types of Demands		Sources of Demands		Types of Threats	
Cigarettes	16 ↑	Immigration Authority	6 ↑	Safety of the Vessel	9 ↑
Soda Drinks	1 ↓	Customs	4 ↓	Physical Violence	4 ↑
		Port health/Quarantine authority/ Sanitary officers (PH/QA/SO)	3 →	Safety of the Crew's Possession	3 ↓
		Any other Port Authority	2 ↑	Threat of fines for alleged non-compliance	1 ↑
		Safety/ Security/ National Guard/ Military (S/S/NG/M)	2 ↓		

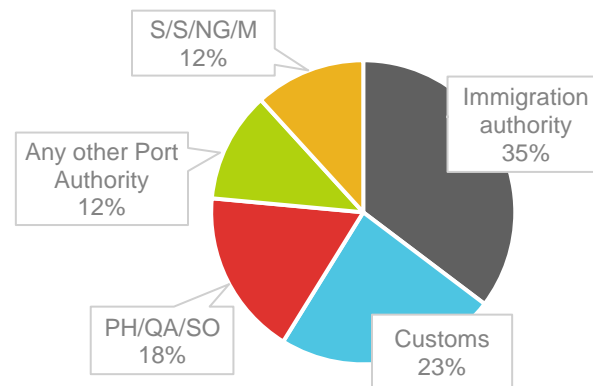
Key Insights

- The number of incidents reported through MACN's anonymous incident reporting system has decreased compared to the previous month, December 2021.
- Cigarettes were demanded in 94% of all incidents reported through MACN's Anonymous Incident Reporting, alongside Soda Drinks with 6%.
- A variety of actors were involved in the demands, including Immigration Authorities (35%), Customs (23%), PH/QA/SO (18%), S/S/NG/M (12%) and any other Port Authority (12%).
- The most common consequence of corrupt demands was safety of the vessel (53%), physical violence (23%), safety of the crew's possessions (18%), and threats of fines for alleged non-compliance (6%).

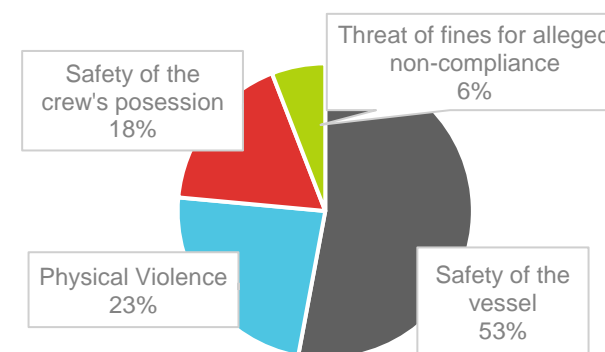
Types of Demands



Sources of Demands



Types of Threats



*Incidents reported in December 2021: 19

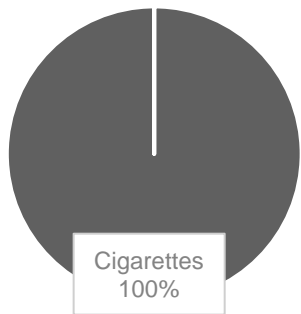
Veracruz (Mexico) | 10 Incidents ↑

Types of Demands			Sources of Demands			Types of Threats		
Cigarettes	10	↑	Immigration Authority	4	↑	Delay of Vessel	10	↑
			Animal Health Inspectors	2	↑			
			Customs	2	↑			
			Port health/Quarantine authority/ Sanitary officers (PH/QA/SO)	2	↑			

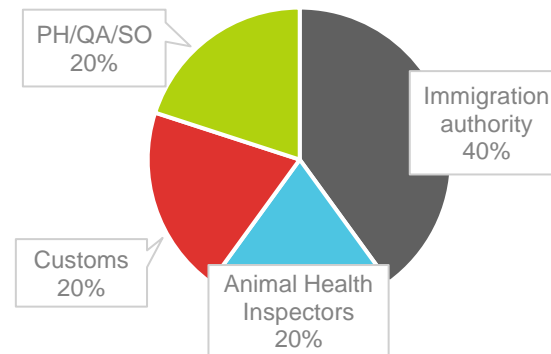
Key Insights

- The number of incidents reported through MACN's anonymous incident reporting system has increased compared to the previous month, December 2021.
- All of the demands reported through MACN's anonymous incident reporting system were Cigarettes (100%).
- The Immigration Authority was the most common actor involved in the demands with 40%. Other actors involved were Animal Health Inspectors (20%), Customs (20%) and PH/QA/SO (20%).
- All reported incidents in January 2022 had a delayed of the vessel (100%) as a consequence of the demands.

Types of Demands



Sources of Demands



Types of Threats

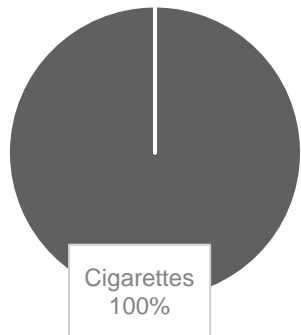


*Incidents reported in December 2021: 0

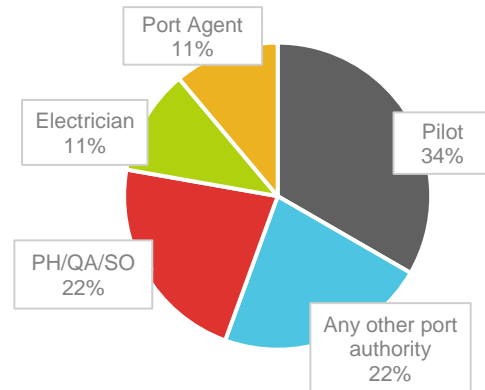
Suez Canal (Egypt) | 9 Incidents ↓

Types of Demands			Sources of Demands			Types of Threats		
Cigarettes	9	↓	Pilot	3	↓	Delay of Vessel	5	↓
			Any other Port Authority	2	↑	Safety of the Vessel	4	↓
			Port health/Quarantine authority/ Sanitary officers (PH/QA/SO)	2	↓			
			Electrician	1	→			
			Port Agent	1	↓			

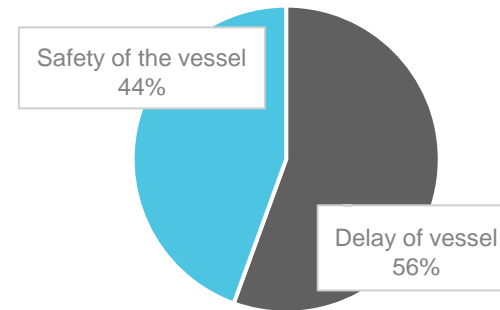
Types of Demands



Sources of Demands



Types of Threats



Key Insights

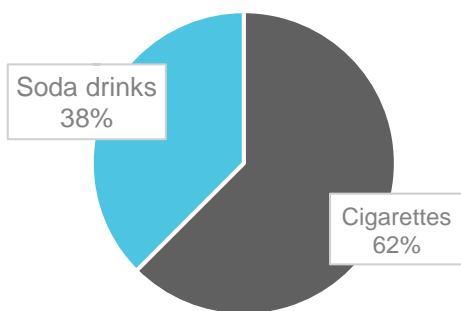
- The number of incidents reported through MACN's anonymous incident reporting system has decreased compared to the previous month, December 2021.
- All of the demands reported through MACN's anonymous incident reporting system were Cigarettes (100%).
- A variety of actors were responsible for the demands reported including Pilots (34%), PH/QA/SO (22%), Electricians (11%), Port Agents (11%) and any other port authority (22%).
- Slightly more than half of the reported incidents in January 2022 had the delay of a vessel (56%) as a consequence of the demands reported through MACN's anonymous incident reporting system and safety of the vessel as the res (44%).

*Incidents reported in December 2021: 38

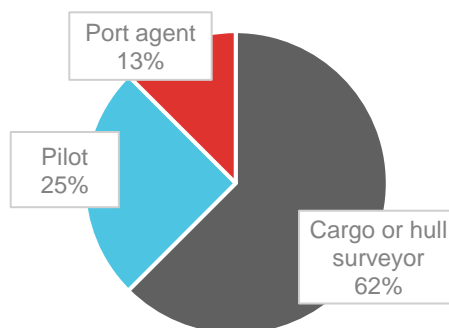
Lumut (Malaysia) | 8 Incidents ➡

Types of Demands			Sources of Demands			Types of Threats		
Cigarettes	5	↓	Cargo or Hull Surveyor	5	↑	Delay of Vessel	8	➡
Soda Drinks	3	↑	Pilot	2	⇒			
			Port Agent	1	↓			

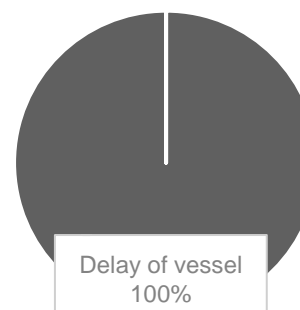
Types of Demands



Sources of Demands



Types of Threats



Key Insights

- The number of incidents reported through MACN's anonymous incident reporting system has maintained the same compared to the previous month, December 2021.
- Cigarettes were demanded in 62% of all incidents reported through MACN's Anonymous Incident Reporting, alongside Soda Drinks with 38%.
- A variety of different actors were involved in incidents, including, Cargo or hull surveyor (62%), Pilots (25%) and Port Agents (13%).
- All reported incidents in January 2022 had a delayed of the vessel (100%) as a consequence of the demands reported through MACN's Anonymous Incident Reporting system.