




MACN Incident data Report

Maritime Anti-Corruption Network | February 2022

Top 5 Ports Overview



MACN

About MACN Anonymous Incident Reporting

MACN's anonymous incident reporting system enables member and non-members to submit incident reports when a vessel is faced with corrupt demands during port operation. MACN's anonymous incident reporting system captures only corrupt demands and does not collect or store any form of payments or solicitation.

The results of the anonymous incident reporting allows MACN members to learn from each other to potentially avoid similar incidents in their own operations. MACN has collected over 50,000 incident reports of corrupt demands globally.

MACN uses this data to analyse trends in frequency of incidents, allowing MACN to target Collective Action efforts and engage with governments. It has been a successful method to facilitate a constructive dialogue in meetings with governments and other stakeholders. Reporting is anonymous and non-attributable, it is not possible for anyone to identify who has submitted a report, and the report does not include details that would identify ships or individuals.

Please submit reports through MACN's Anonymous incident Reporting System here: MACN.dk/incident-reporting
MACN encourages users not to leave any data fields blank when reporting multiple incidents.

Overview of Top Ports*

| January 2022 | | February 2022 | |
|------------------------------------|---------------------|------------------------------------|---------------------|
| Port | Number of Incidents | Port | Number of Incidents |
| Damietta (Egypt) | 20 | Alexandria (Egypt) | 51 |
| Alger/Algiers (Algeria) | 17 | Mersin (Turkey) | 20 |
| Veracruz | 10 | Lagos (Nigeria) | 19 |
| Suez Canal (Egypt) | 9 | Cotonou (Benin) | 15 |
| Lumut | 8 | Sfax (Tunisia) | 12 |
| - | - | Ko Sichang (Thailand) | 12 |
| Total Incidents (All Ports) | 272** | Total Incidents (All Ports) | 330 |

*Ports with the most reported incidents received through MACN's Anonymous Incident Reporting in February 2022

**Since the January Report was published, MACN has received more incident reports for the month of January 2022

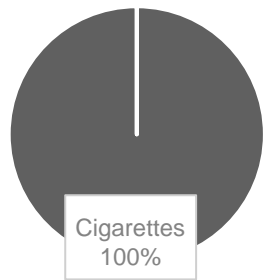
Alexandria (Egypt) | 51 Incidents ↑

| Types of Demands | | Sources of Demands | | Types of Threats | |
|------------------|---------------------------------------|---|---------------------------------------|------------------|---------------------------------------|
| Cigarettes | 51 ↑ | Mooring and Tug Boat Operation | 12 ↑ | Delay of Vessel | 51 ↑ |
| | | Pilot | 12 ↑ | | |
| | | Any other port authority | 6 ↑ | | |
| | | Cargo or Hull Surveyor | 3 ↑ | | |
| | | Customs | 3 ↑ | | |
| | | Environmental Authority | 3 ↑ | | |
| | | Harbor Master/ Port Captain | 3 ↑ | | |
| | | Immigration Authority | 3 ↑ | | |
| | | Loading Master | 3 ↑ | | |
| | | Port Health/ Quarantine Authority/ Sanitation Officer (PH/QA/SO) | 3 ↑ | | |

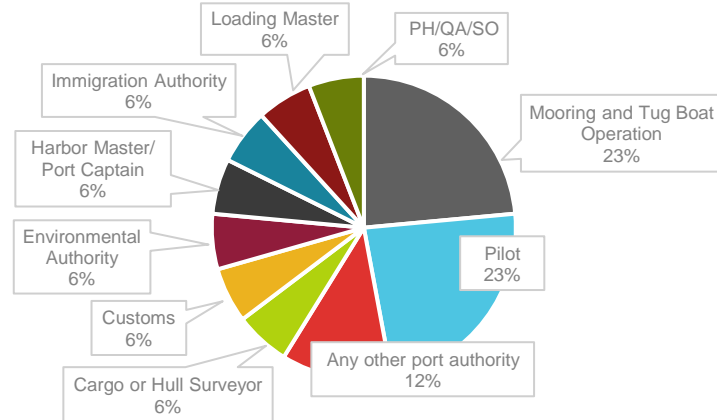
Key Insights

- The number of incidents reported through MACN's anonymous incident reporting system has increased compared to the previous month, January 2022.
- All demands made through MACN's Anonymous Incident Reporting were cigarettes (100%).
- A variety of different actors were involved in incidents, including, Mooring and Tug Boat operations, Pilots, Cargo or Hull surveyor, Customs, Environmental Authority, Harbor master/ Port captain, Immigration Authority, Loading Master, PH/QA/SO and any other port authority.
- All reported incidents in February 2022 had a delayed of the vessel as a consequence of the demands.

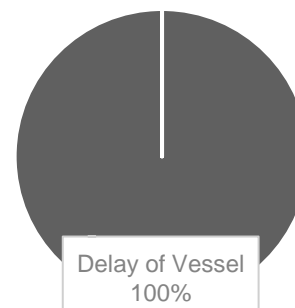
Types of Demands



Sources of Demands



Types of Threats

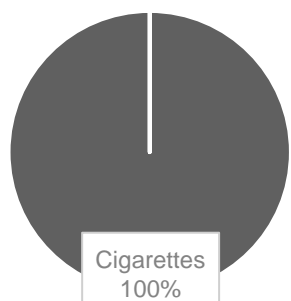


*Incidents reported in January 2022: 5

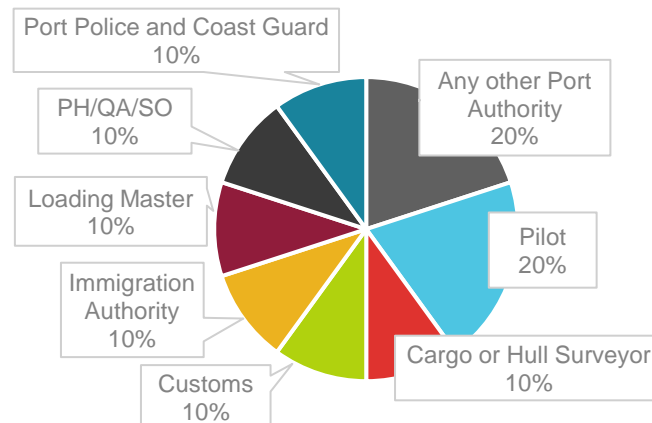
Mersin (Turkey) | 20 Incidents ↑

| Types of Demands | | Sources of Demands | | Types of Threats | |
|------------------|------|--|-----|------------------|------|
| Cigarettes | 20 ↑ | Any other Port Authority | 4 ↑ | Delay of Vessel | 20 ↑ |
| | | Pilot | 4 ↑ | | |
| | | Cargo or Hull Surveyor | 2 ↑ | | |
| | | Customs | 2 ↑ | | |
| | | Immigration Authority | 2 ↑ | | |
| | | Loading Master | 2 ↑ | | |
| | | Port health/Quarantine authority/ Sanitary officers (PH/QA/SO) | 2 ↑ | | |
| | | Port Police and Coast Guard | 2 ↑ | | |

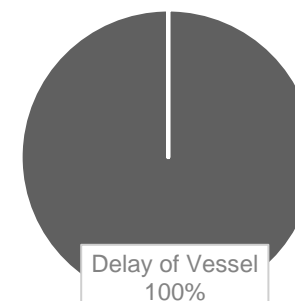
Types of Demands



Sources of Demands



Types of Threats



Key Insights

- The number of incidents reported through MACN's anonymous incident reporting system has increase compared to the previous month, January 2022.
- All demands made through MACN's Anonymous Incident Reporting were cigarettes (100%).
- A variety of actors were involved in the demands, including Pilot, Cargo or Hull surveyors, Customs, Immigration Authorities Loading Master, PH/QA/SO, Port Police and Coast Guards and any other Port Authority.
- All reported incidents in February 2022 had a delayed of the vessel as a consequence of the demands.


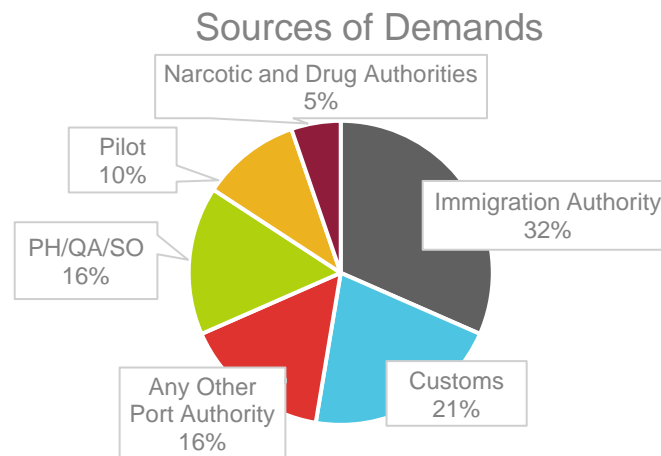
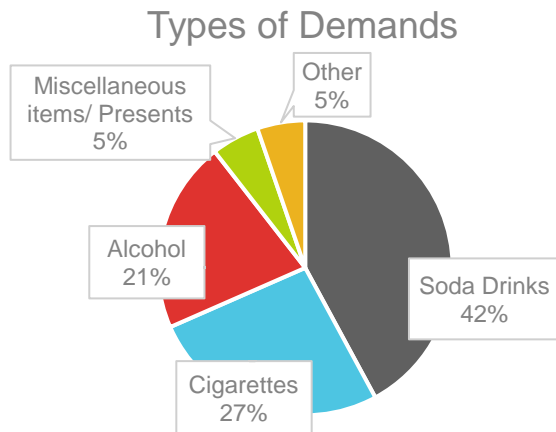
*Incidents reported in January 2022: 1

Lagos (Nigeria) | 19 Incidents ↑

| Types of Demands | | |
|-------------------------------|---|---|
| Soda Drinks | 8 | ↑ |
| Cigarettes | 5 | ↑ |
| Alcohol | 4 | ↑ |
| Miscellaneous items/ Presents | 1 | ↑ |
| Other | 1 | ↑ |

| Sources of Demands | | |
|--|---|---|
| Immigration Authority | 6 | ↑ |
| Customs | 4 | ↑ |
| Any Other Port Authority | 3 | ↑ |
| Port health/Quarantine authority/ Sanitary officers (PH/QA/SO) | 3 | ↑ |
| Pilot | 2 | ↑ |
| Narcotic and Drug Authorities | 1 | ↑ |

| Types of Threats | | |
|------------------|----|---|
| Delay of Vessel | 19 | ↑ |












Key Insights

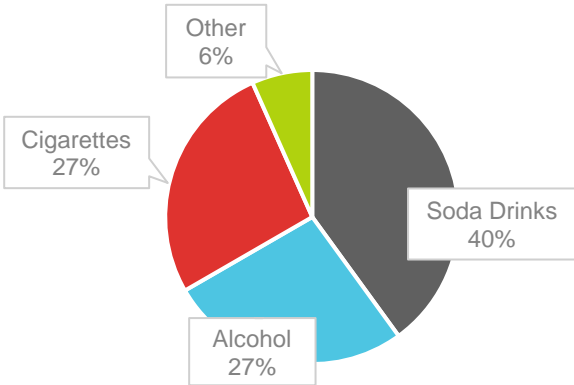
- The number of incidents reported through MACN's anonymous incident reporting system has increased compared to the previous month, January 2022.
- Soda drinks were demanded in 42% of all incidents reported through MACN's Anonymous Incident Reporting, alongside Cigarettes (27%), Alcohol (21%), Miscellaneous items/ presents (5%) and other (5%).
- The Immigration Authority was the most common actor involved in the demands with 32%. Other actors involved were Customs (21%), PH/GA/SO (16%), Pilots (10%), Narcotic and Drug Authorities (5%) and any other Port Authority (16%).
- All reported incidents in February 2022 had a delayed of the vessel as a consequence of the demands.

*Incidents reported in January 2022: 0

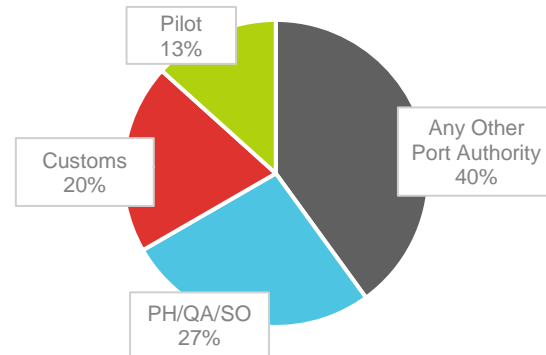
Cotonou (Benin) | 15 Incidents

| Types of Demands | | | Sources of Demands | | | Types of Threats | | |
|------------------|---|---|---|---|---|------------------|----|---|
| Soda Drinks | 6 |  | Any Other Port Authority | 6 |  | Delay of Vessel | 15 |  |
| Alcohol | 4 |  | Port health/Quarantine authority/ Sanitary officers (PH/QA/SO) | 4 |  | | | |
| Cigarettes | 4 |  | Customs | 3 |  | | | |
| Other | 1 |  | Pilot | 2 |  | | | |

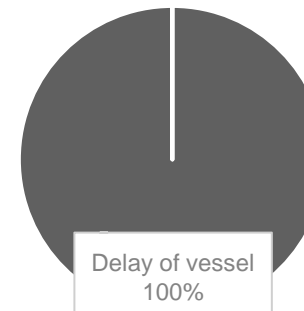
Types of Demands



Sources of Demands



Types of Threats



Key Insights

- The number of incidents reported through MACN's anonymous incident reporting system has increased compared to the previous month, January 2022.
- Soda drinks were demanded in 40% of all incidents reported through MACN's Anonymous Incident Reporting, alongside Alcohol (27%), Cigarettes (27%) and other (6%).
- A variety of actors were responsible for the demands reported including PH/QA/SO (27%), Customs (20%), Pilots (13%) and any other port authority (40%).
- All reported incidents in February 2022 had a delayed of the vessel as a consequence of the demands.

*Incidents reported in January 2022: 0

Sfax (Tunisia) | 12 Incidents ↑

Types of Demands

| | | |
|------------|----|------------------------------------|
| Cigarettes | 12 | ↑ |
|------------|----|------------------------------------|

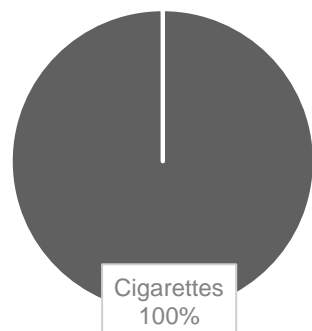
Sources of Demands

| | | |
|---|----|------------------------------------|
| Customs | 10 | ↑ |
| Pilot | 1 | ↑ |
| Port health/Quarantine authority/ Sanitary officers (PH/QA/SO) | 1 | ↑ |

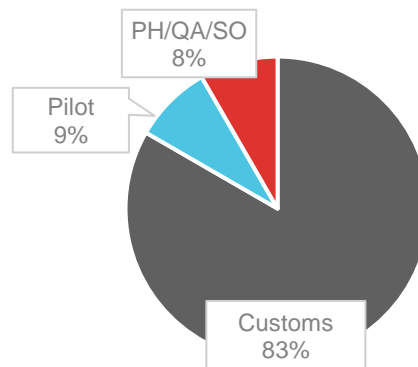
Types of Threats

| | | |
|-----------------|----|------------------------------------|
| Delay of Vessel | 12 | ↑ |
|-----------------|----|------------------------------------|

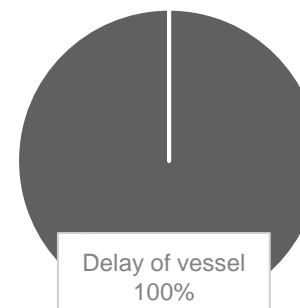
Types of Demands



Sources of Demands



Types of Threats



Key Insights

- The number of incidents reported through MACN's anonymous incident reporting system has maintained the same compared to the previous month, January 2022.
- All demands made through MACN's Anonymous Incident Reporting were cigarettes (100%).
- Customs was the most common actor involved in the demands with 83%. Other actors involved were Pilots with 9% and PH/GA/SO with 8%.
- All reported incidents in February 2022 had a delayed of the vessel as a consequence of the demands.

*Incidents reported in January 2022: 0

Ko Sichang (Thailand) | 12 Incidents ↑

Types of Demands

| | | |
|--|----|---|
| Cigarettes | 11 | ↑ |
| Large Cash Payment (more than 150 USD) | 1 | ↑ |

Sources of Demands

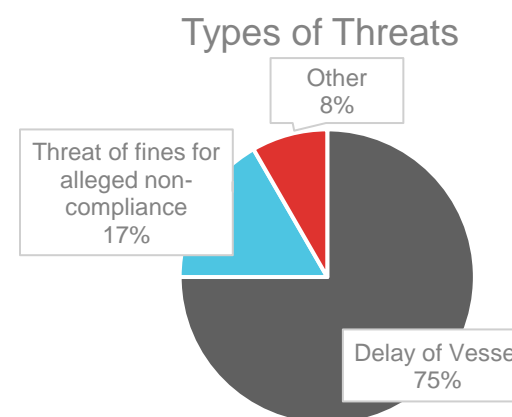
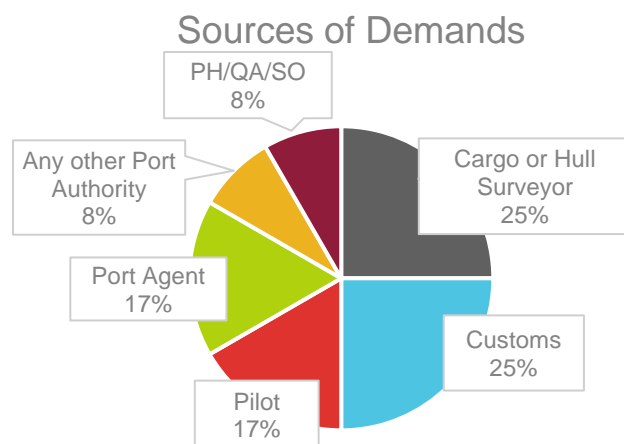
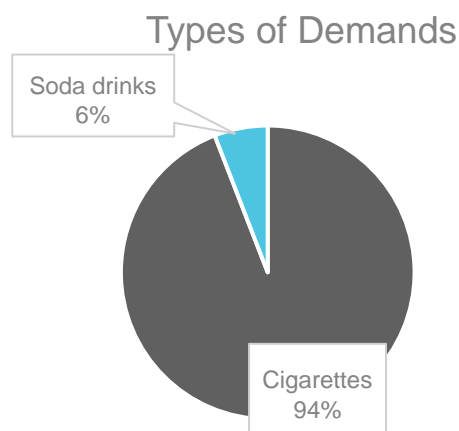
| | | |
|--|---|---|
| Cargo or Hull Surveyor | 3 | ↑ |
| Customs | 3 | ↑ |
| Pilot | 2 | ↑ |
| Port Agent | 2 | ↑ |
| Any other Port Authority | 1 | ↑ |
| Port health/Quarantine authority/ Sanitary officers (PH/QA/SO) | 1 | ↑ |

Types of Threats

| | | |
|--|---|---|
| Delay of Vessel | 9 | ↑ |
| Threat of fines for alleged non-compliance | 2 | ↑ |
| Other | 1 | ↑ |

Key Insights

- The number of incidents reported through MACN's anonymous incident reporting system has increased compared to the previous month, January 2022.
- Cigarettes were demanded in 94% of all incidents reported through MACN's Anonymous Incident Reporting, alongside Soda Drinks with 6%.
- A variety of actors were involved in the demands, including Cargo or Hull Surveyors (25%), Customs (25%), Pilots (17%), Port Agent (17%) PH/QA/SO (8%), and any other Port Authority (8%).
- The most common consequence of corrupt demands was delay of vessel (75%), threats of fines for alleged non-compliance (17%), and other (8%).



*Incidents reported in January 2022: 0