


MACN Incident data Report

Maritime Anti-Corruption Network | March 2022

Top 5 Ports Overview



MACN

About MACN Anonymous Incident Reporting

MACN's anonymous incident reporting system enables member and non-members to submit incident reports when a vessel is faced with corrupt demands during port operation. MACN's anonymous incident reporting system captures only corrupt demands and does not collect or store any form of payments or solicitation.

The results of the anonymous incident reporting allows MACN members to learn from each other to potentially avoid similar incidents in their own operations. MACN has collected over 50,000 incident reports of corrupt demands globally.

MACN uses this data to analyse trends in frequency of incidents, allowing MACN to target Collective Action efforts and engage with governments. It has been a successful method to facilitate a constructive dialogue in meetings with governments and other stakeholders. Reporting is anonymous and non-attributable, it is not possible for anyone to identify who has submitted a report, and the report does not include details that would identify ships or individuals.

Please submit reports through MACN's Anonymous incident Reporting System here: MACN.dk/incident-reporting
MACN encourages users not to leave any data fields blank when reporting multiple incidents.

Overview of Top Ports*

February 2022		March 2022	
Port	Number of Incidents	Port	Number of Incidents
Alexandria (Egypt)	51	Abidjan (Côte d'Ivoire)	39
Mersin (Turkey)	20	Lome (Togo)	25
Lagos (Nigeria)	19	Suez Canal (Egypt)	19
Cotonou (Benin)	15	Baton Rouge (United States)	13
Sfax (Tunisia)	12	Colombo (Sri Lanka)	12
Total Incidents (All Ports)	365**	Total Incidents (All Ports)	266

*Ports with the most reported incidents received through MACN's Anonymous Incident Reporting in March 2022

**Since the February Report was published, MACN has received more incident reports for the month of February 2022

Abidjan (Côte d'Ivoire) | 39 Incidents ↑

Types of Demands

Cigarettes	21	↑
Soda Drinks	18	↑

Sources of Demands

Any Other Port Authority	8	↑
Immigration Authority	6	↑
Port Health/ Quarantine Authority/ Sanitation Officer (PH/QA/SO)	6	↑
Harbor Master/ Port Captain	5	↑
Environmental Authority	3	↑
Port Agent	3	↑
Animal Health Inspectors	2	↑
Customs	2	↑
Pilot	2	↑
Port Police and Coast Guard	2	↑

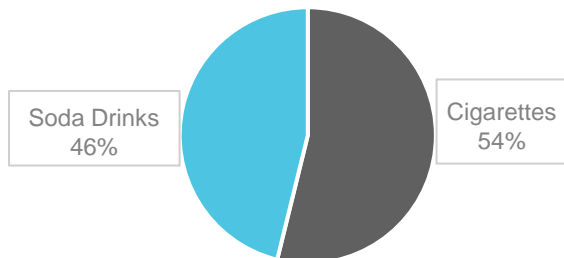
Types of Threats

Delay of Vessel	39	↑
-----------------	----	---

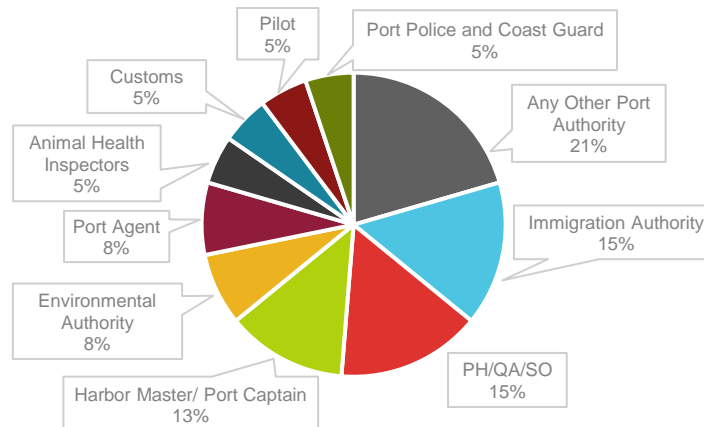
Key Insights

- The number of incidents reported through MACN's anonymous incident reporting system has increased compared to the previous month, February 2022.
- Slightly more than half of the demands made through MACN's Anonymous Incident Reporting were cigarettes (54%) and the other were Soda Drinks (46%).
- A variety of different actors were involved in incidents, including, Immigration Authorities, PH/QA/SO, Harbor master/ Port captain, Environmental Authority, Port Agents, Animal Health Inspectors, Customs, Pilots Port Police and Coast Guard and any other port authority.
- All reported incidents in March 2022 had a delayed vessel as a consequence of the demands.

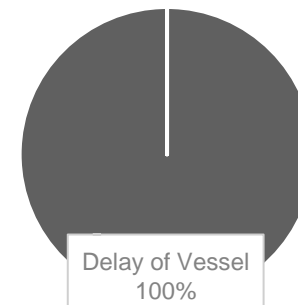
Types of Demands



Sources of Demands



Types of Threats



*Incidents reported in February 2022: 9

Lome (Togo) | 25 Incidents ↑

Types of Demands

Cigarettes	14	↑
Alcohol	5	↑
Soda Drinks	5	↑
Large Cash Payment (>150)	1	↑

Sources of Demands

Customs	4	↑
Environmental Authority	4	↑
Port health/Quarantine authority/ Sanitary officers (PH/QA/SO)	4	↑
Any other Port Authority	3	↑
Immigration Authority	3	↑
Harbor Master/ Port Captain	2	↑
Pilot	2	↑
Port Agent	2	↑
Port State Control (PSC)	1	↑

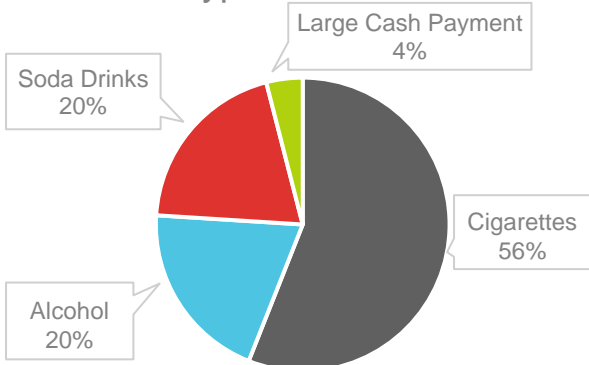
Types of Threats

Delay of Vessel	18	↑
Threats of fines for alleged non-compliance	7	↑

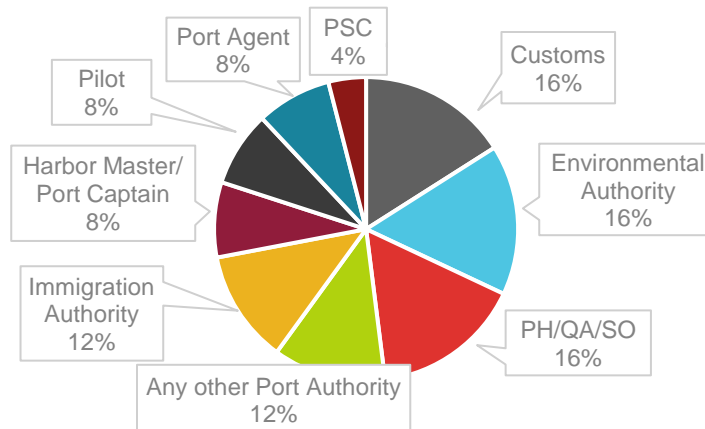
Key Insights

- The number of incidents reported through MACN's anonymous incident reporting system has increase compared to the previous month, February 2022.
- 56% of demands made through MACN's Anonymous Incident Reporting were cigarettes followed by Alcohol (20%), Soda Drinks (20%) and Large Cash Payment (4%).
- A variety of actors were involved in the demands, including Customs, Environmental Authority, PH/QA/SO, Immigration Authorities, Harbor Master/ Port Captain, Pilot, Port Agent, PSC and any other Port Authority.
- 72% of all reported incidents in March 2022 had a delay of the vessel as a consequence of the demands, 28% had threats of fines for alleged non-compliance.

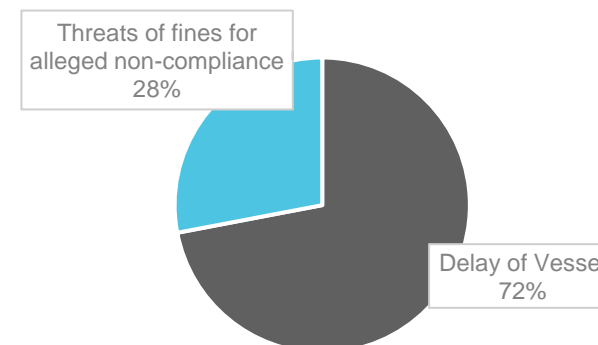
Types of Demands



Sources of Demands



Types of Threats

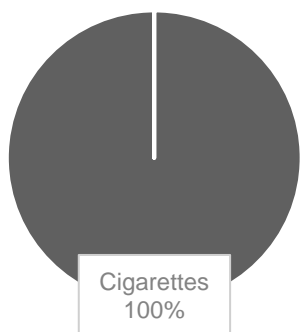


*Incidents reported in February 2022: 4

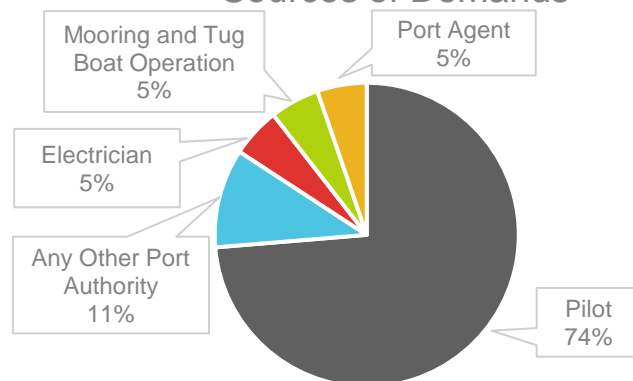
Suez Canal (Egypt) | 19 Incidents ↑

Types of Demands			Sources of Demands			Types of Threats		
Cigarettes	19	↑	Pilot	14	↑	Other	6	↑
			Any Other Port Authority	2	↑	Safety of the Vessel	5	↑
			Electrician	1	↑	Delay of Vessel	4	↑
			Mooring and Tug Boat Operation	1	↑	Threat of fines for alleged non-compliance	3	↑
			Port Agent	1	↔	Unspecified	1	↑

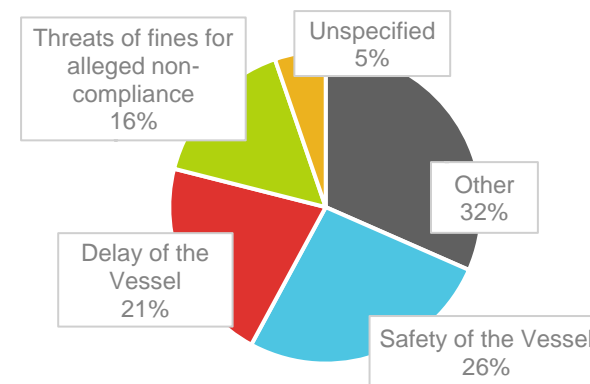
Types of Demands



Sources of Demands



Types of Threats



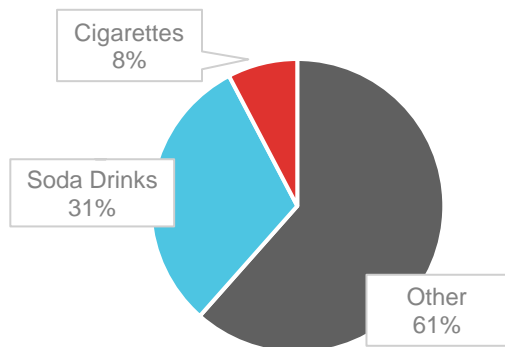
Key Insights

- The number of incidents reported through MACN's anonymous incident reporting system has increased compared to the previous month, February 2022.
- All demands made through MACN's Anonymous Incident Reporting were cigarettes (100%).
- The Pilots were the most common actor involved in the demands with 74%. Other actors involved were Electrician (5%), Mooring and Tug Boat Operation (5%), Port Agent (5%), and any other Port Authority (11%).
- The consequence of the demands reported include Safety of the Vessel (26%), Delay of the Vessel (21%), Threats of fines for alleged non-compliance (16%), unspecified (5%) and other (32%).

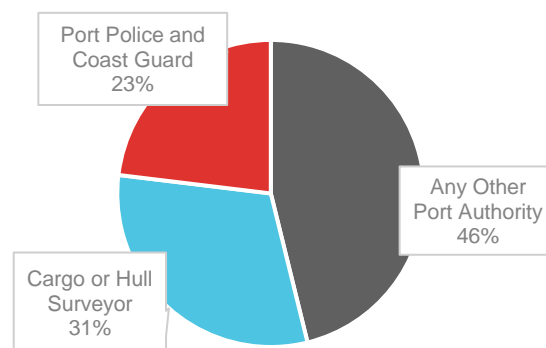
Baton Rouge (United States) | 13 Incidents ↑

Types of Demands			Sources of Demands			Types of Threats		
Other	8	↑	Any Other Port Authority	6	↑	Safety of the Vessel	13	↑
Soda Drinks	4	↑	Cargo or Hull Surveyor	4	↑			
Cigarettes	1	↑	Port Police and Coast Guard	3	↑			

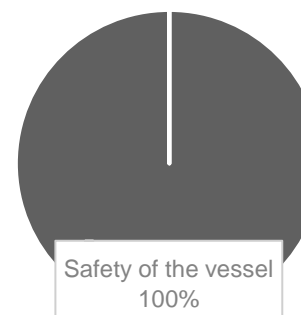
Types of Demands



Sources of Demands













Types of Threats



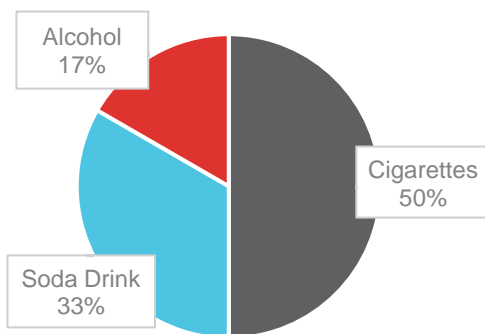
Key Insights

- The number of incidents reported through MACN's anonymous incident reporting system has increased compared to the previous month, February 2022.
- Other were demanded in 61% of all incidents reported through MACN's Anonymous Incident Reporting, alongside Soda Drinks (31%), and Cigarettes (8%).
- A variety of actors were responsible for the demands reported including Cargo and Hull Surveyors (31%), Port Police and Coast Guard (23%), and any other port authority (46%).
- All reported incidents in March 2022 had the Safety of the vessel as a consequence of the demands.

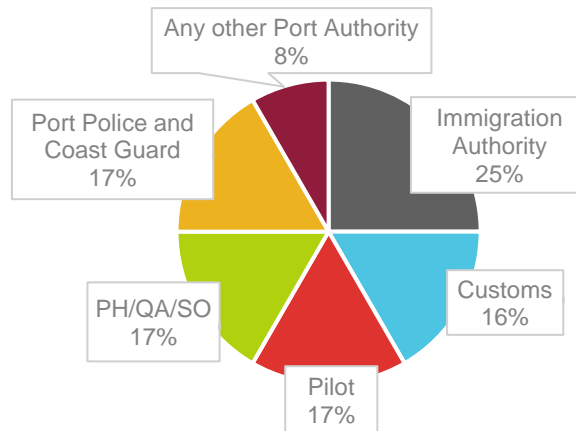
Colombo (Sri Lanka) | 12 Incidents

Types of Demands			Sources of Demands			Types of Threats		
Cigarettes	6		Immigration Authority	3		Delay of Vessel	12	
Soda Drinks	4		Customs	2				
Alcohol	2		Pilot	2				
			Port health/Quarantine authority/ Sanitary officers (PH/QA/SO)	2				
			Port Police and Coast Guard	2				
			Any Other Port Authority	1				

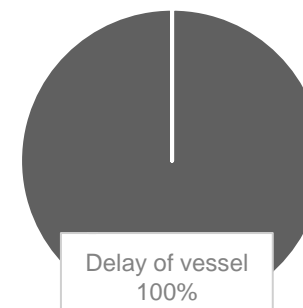
Types of Demands



Sources of Demands



Types of Threats



Key Insights

- The number of incidents reported through MACN's anonymous incident reporting system has maintained the same compared to the previous month, January 2022.
- All demands made through MACN's Anonymous Incident Reporting were cigarettes (100%).
- A variety of actors were involved in the demands, including Immigration Authorities, Customs, Pilots, PH/QA/SO, Port Police and Coast Guard, and any other Port Authority
- All reported incidents in March 2022 had a delayed vessel as a consequence of the demands.

*Incidents reported in February 2022: 0