




MACN Incident data Report

Maritime Anti-Corruption Network | April 2022

Top Ports Overview



MACN

About MACN Anonymous Incident Reporting

MACN's anonymous incident reporting system enables member and non-members to submit incident reports when a vessel is faced with corrupt demands during port operation. MACN's anonymous incident reporting system captures only corrupt demands and does not collect or store any form of payments or solicitation.

The results of the anonymous incident reporting allows MACN members to learn from each other to potentially avoid similar incidents in their own operations. MACN has collected over 50,000 incident reports of corrupt demands globally.

MACN uses this data to analyse trends in frequency of incidents, allowing MACN to target Collective Action efforts and engage with governments. It has been a successful method to facilitate a constructive dialogue in meetings with governments and other stakeholders. Reporting is anonymous and non-attributable, it is not possible for anyone to identify who has submitted a report, and the report does not include details that would identify ships or individuals.

Please submit reports through MACN's Anonymous incident Reporting System here: MACN.dk/incident-reporting
MACN encourages users not to leave any data fields blank when reporting multiple incidents.

Overview of Top Ports*

March 2022		April 2022	
Port	Number of Incidents	Port	Number of Incidents
Abidjan (Côte d'Ivoire)	39	Abidjan (Côte d'Ivoire)	27
Lome (Togo)	25	Suez Canal (Egypt)	24
Suez Canal (Egypt)	19	Kpeme (Togo)	9
Baton Rouge (United States)	13	Lihir Island (Papua New Guinea)	6
Colombo (Sri Lanka)	12	Jorf Lasfar (Morocco)	6
-	-	Rosario (Argentina)	6
Total Incidents (All Ports)	266**	Total Incidents (All Ports)	173

*Ports with the most reported incidents received through MACN's Anonymous Incident Reporting in April 2022

**Since the March Report was published, MACN has received more incident reports for the month of March 2022

Abidjan (Côte d'Ivoire) | 27 Incidents ↓

Types of Demands

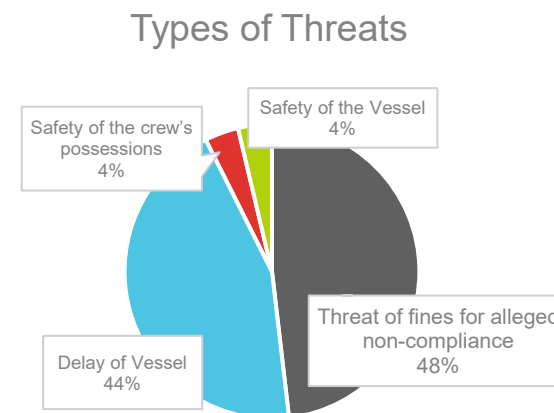
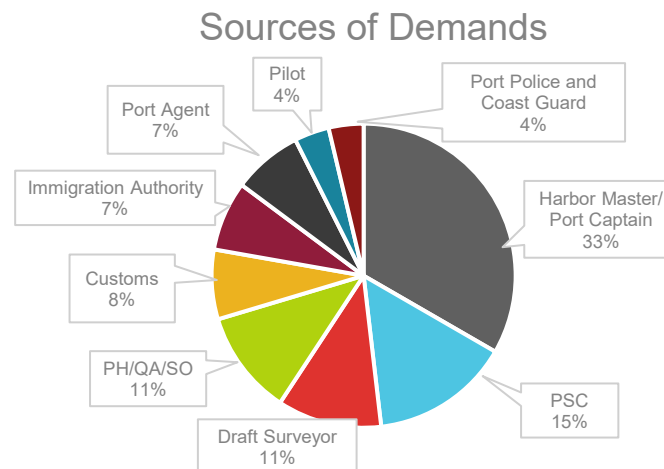
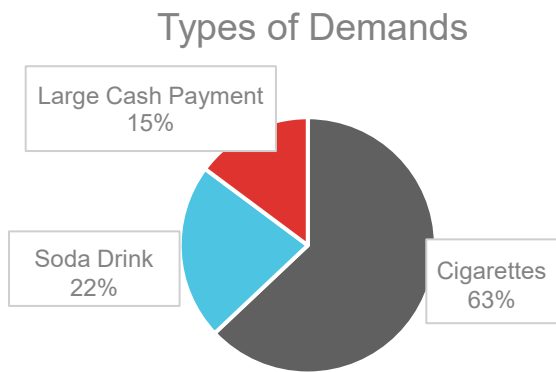
Cigarettes	17	↓
Soda Drinks	6	↓
Large Cash Payment (>150)	4	↑

Sources of Demands

Harbor Master/ Port Captain	9	↑
Port State Control (PSC)	4	↑
Draft Surveyor	3	↑
Port Health/ Quarantine Authority/ Sanitation Officer (PH/QA/SO)	3	↓
Customs	2	↑
Immigration Authority	2	↓
Port Agent	2	↓
Pilot	1	↓
Port Police and Coast Guard	1	↓

Types of Threats

Threat of fines for alleged non-compliance	13	↑
Delay of Vessel	12	↓
Safety of the crew's possessions	1	↑
Safety of the Vessel	1	↑



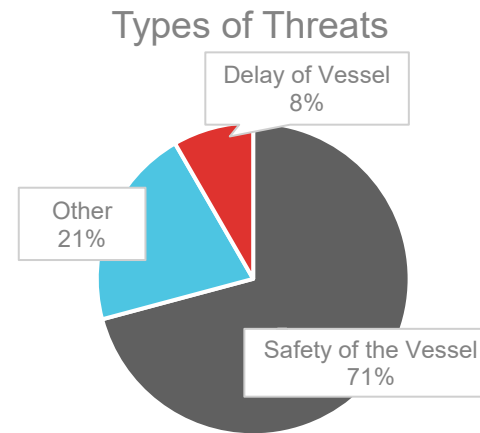
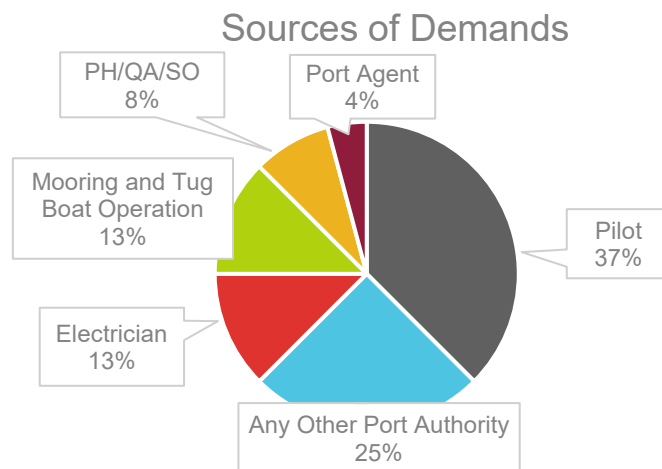
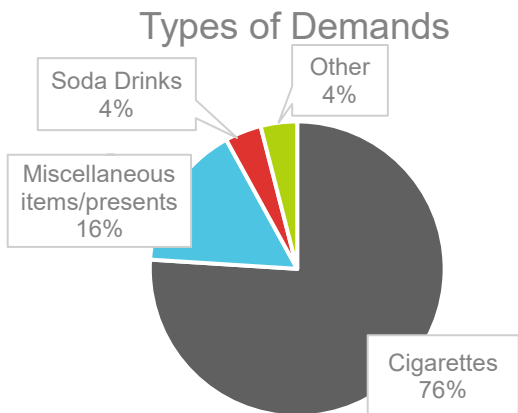
Key Insights

- The number of incidents reported through MACN's anonymous incident reporting system has decreased compared to the previous month, March 2022.
- More than half of the demands made through MACN's Anonymous Incident Reporting were cigarettes (63%) and the others were Soda Drinks (22%) and Large Cash Payments (15%).
- A variety of different actors were involved in incidents, including, Harbor master/ Port captain, PSC, Draft Surveyor; PH/QA/SO, Immigration Authorities, Customs, Port Agents, Pilots and Port Police and Coast Guard.
- The consequences reported in April 2022 were threats of fines for alleged non-compliance (48%), delay of vessel (44%), safety of the crew's possessions (4%) and safety of the vessel (4%).

*Incidents reported in March 2022: 39

Suez Canal (Egypt) | 24 Incidents ↑

Types of Demands			Sources of Demands			Types of Threats		
Cigarettes	19	⇒	Pilot	9	↓	Safety of the Vessel	17	↑
Miscellaneous items/presents	4	↑	Any Other Port Authority	6	↑	Other	5	↓
Soda Drinks	1	↑	Electrician	3	↑	Delay of Vessel	2	↓
Other	1	↑	Mooring and Tug Boat Operation	3	↑			
			Port Health/ Quarantine Authority/ Sanitation Officer (PH/QA/SO)	2	↑			
			Port Agent	1	⇒			



Key Insights

- The number of incidents reported through MACN's anonymous incident reporting system has increased compared to the previous month, March 2022.
- More than half of the demands made through MACN's Anonymous Incident Reporting were cigarettes (76%) and the others were miscellaneous items/ presents, Soda Drinks and Other.
- The Pilots were the most common actor involved in the demands with 37%. Other actors involved were Electrician (13%), Mooring and Tug Boat Operation (13%), PH/QA/SO (8%), Port Agent (4%), and any other Port Authority (25%).
- The consequence of the demands reported include Safety of the Vessel (71%), Delay of the Vessel (21%), and other (8%).

*Incidents reported in March 2022: 19

Kpeme (Togo) | 9 Incidents ↑

Types of Demands

Cigarettes	5	↑
Soda Drinks	4	↑

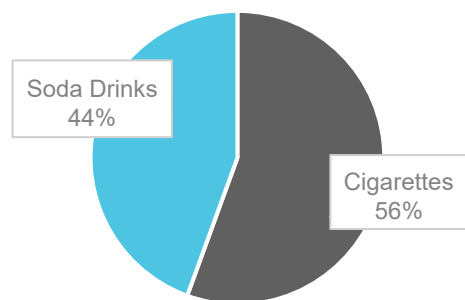
Sources of Demands

Customs	2	↑
Immigration Authority	2	↑
Pilot	2	↑
Any other Port Authority	1	↑
Port Agent	1	↑
Port health/Quarantine authority/ Sanitary officers (PH/QA/SO)	1	↑

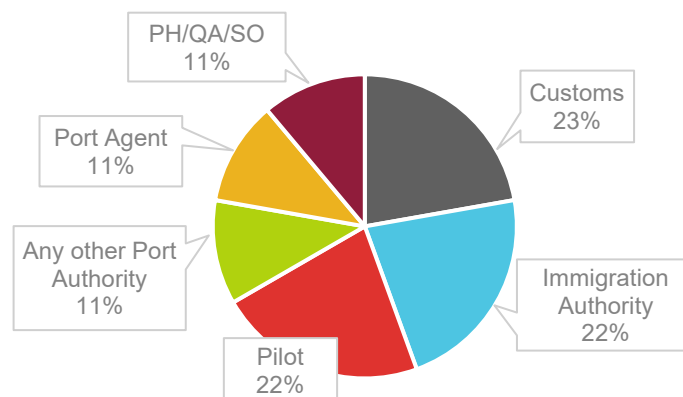
Types of Threats

Safety of the Vessel	5	↑
Threats of fines for alleged non-compliance	4	↑

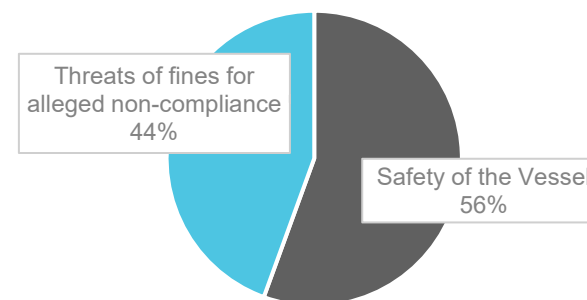
Types of Demands



Sources of Demands



Types of Threats



Key Insights

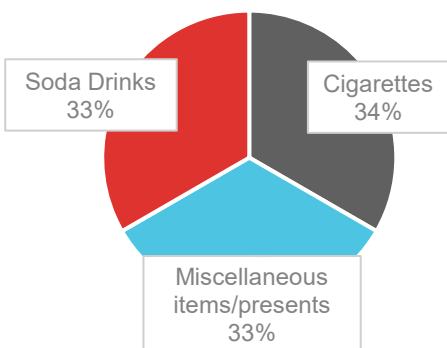
- The number of incidents reported through MACN's anonymous incident reporting system has increase compared to the previous month, March 2022.
- 56% of demands made through MACN's Anonymous Incident Reporting were Cigarettes and Soda Drinks pertained 44%.
- A variety of actors were involved in the demands, including Customs (23%), Immigration Authorities (22%), Pilot (22%), Port Agents (11%), PH/QA/SO (11%) and any other Port Authority (11%).
- 56% of all reported incidents in April 2022 had a safety of the vessel as a consequence and 44% had threats of fines for alleged non-compliance.

*Incidents reported in March 2022: 0

Lihir Island (Papua New Guinea) | 6 Incidents ↑

Types of Demands			Sources of Demands			Types of Threats		
Cigarettes	2	↑	Any Other Port Authority	6	↑	Delay of Vessel	6	↑
Miscellaneous items/presents	2	↑						
Soda Drinks	2	↑						

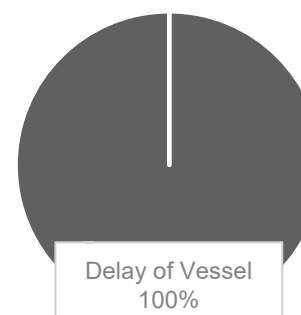
Types of Demands



Sources of Demands



Types of Threats



Key Insights

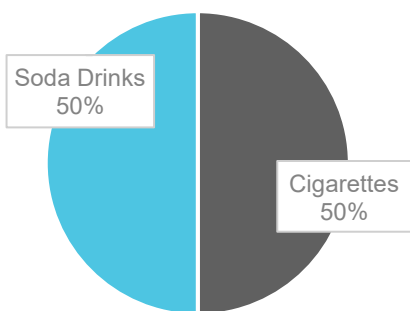
- The number of incidents reported through MACN's anonymous incident reporting system has increased compared to the previous month, March 2022.
- The demands made by the actors were made for cigarettes (34%), miscellaneous items/ presents (33%) and Soda Drinks (33%).
- All demands made through MACN's incident reporting system in April 2022, were made by any other port authority (100%).
- All reported incidents in April 2022 had a delayed vessel as a consequence of the demands.

*Incidents reported in March 2022: 3

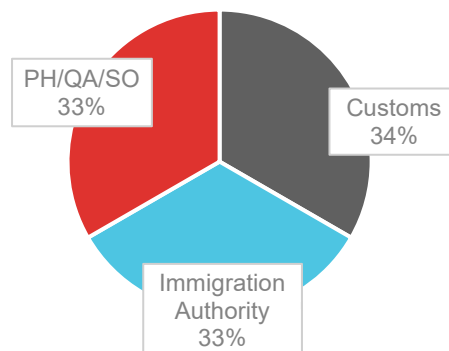
Jorf Lasfar (Morocco) | 6 Incidents ↑

Types of Demands			Sources of Demands			Types of Threats		
Cigarettes	3	↑	Customs	2	↑	Other	6	↑
Soda Drinks	3	↑	Immigration Authority	2	↑			
			Port health/Quarantine authority/ Sanitary officers (PH/QA/SO)	2	↑			

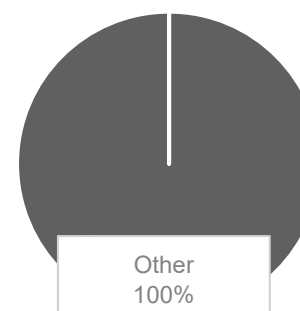
Types of Demands



Sources of Demands



Types of Threats













Key Insights

- The number of incidents reported through MACN's anonymous incident reporting system has maintained the same compared to the previous month, March 2022.
- Half of the demands made through MACN's Anonymous Incident Reporting were cigarettes (50%) and the other half were Soda Drinks (50%).
- Three actors were involved in the demands, including Customs (34%), Immigration Authorities (33% and PH/QA/SO (33%).
- All reported incidents in April 2022 had a other as a consequence of the demands.

*Incidents reported in March 2022: 0

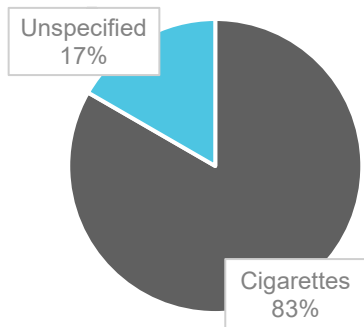
Rosario (Argentina) | 6 Incidents

Types of Demands			Sources of Demands			Types of Threats		
Cigarettes	5		Harbor Master/ Port Captain	1		Delay of Vessel	5	
Unspecified	1		Immigration Authority	1		Unspecified	1	
			Pilot	1				
			Port Agent	1				
			Port health/Quarantine authority/ Sanitary officers (PH/QA/SO)	1				
			Unspecified	1				

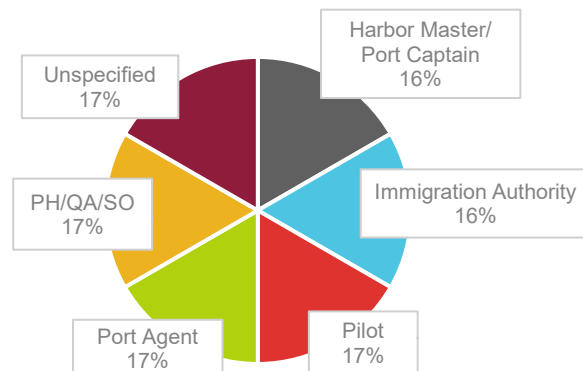
Key Insights

- The number of incidents reported through MACN's anonymous incident reporting system has increased compared to the previous month, March 2022.
- 83% of the demands made through MACN's Anonymous Incident Reporting were cigarettes and 17% of demands were unspecified.
- A variety of actors were responsible for the demands reported including Harbor Master/ Port Captain (16%), Immigration Authority (16%), Pilot (17%), Port Agent (17%), PH/QA/SO (17%) and unspecified (17%).
- The majority of reported incidents in April 2022 had the delay of vessel (83%) as a consequence of the demands and 17% were unspecified.

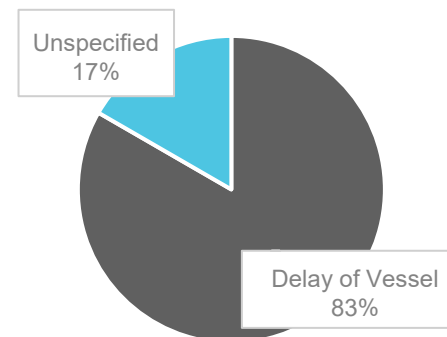
Types of Demands



Sources of Demands



Types of Threats



*Incidents reported in March 2022: 0