




MACN Incident data Report

Maritime Anti-Corruption Network | May 2022

Top 5 Ports Overview



MACN

About MACN Anonymous Incident Reporting

MACN's anonymous incident reporting system enables member and non-members to submit incident reports when a vessel is faced with corrupt demands during port operation. MACN's anonymous incident reporting system captures only corrupt demands and does not collect or store any form of payments or solicitation.

The results of the anonymous incident reporting allows MACN members to learn from each other to potentially avoid similar incidents in their own operations. MACN has collected over 50,000 incident reports of corrupt demands globally.

MACN uses this data to analyse trends in frequency of incidents, allowing MACN to target Collective Action efforts and engage with governments. It has been a successful method to facilitate a constructive dialogue in meetings with governments and other stakeholders. Reporting is anonymous and non-attributable, it is not possible for anyone to identify who has submitted a report, and the report does not include details that would identify ships or individuals.

Please submit reports through MACN's Anonymous incident Reporting System here: MACN.dk/incident-reporting
MACN encourages users not to leave any data fields blank when reporting multiple incidents.

Overview of Top 5 Ports*

April 2022		May 2022	
Port	Number of Incidents	Port	Number of Incidents
Abidjan (Côte d'Ivoire)	27	Cotonou (Benin)	32
Suez Canal (Egypt)	24	Tripoli (Lebanon)	26
Kpeme (Togo)	9	Ravenna (Italy)	24
Lihir Island (Papua New Guinea)	6	Lagos (Portugal)	16
Jorf Lasfar (Morocco)	6	Kribi (Cameroon)	9
Total Incidents (All Ports)	186**	Total Incidents (All Ports)	203

*Ports with the most reported incidents received through MACN's Anonymous Incident Reporting in May 2022

**Since the April Report was published, MACN has received more incident reports for the month of April 2022

Cotonou (Benin) | 32 Incidents ↑

Types of Demands

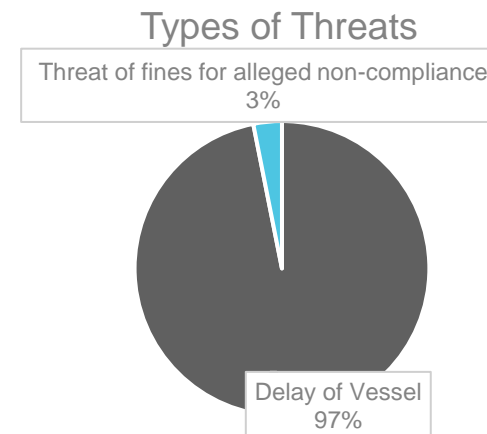
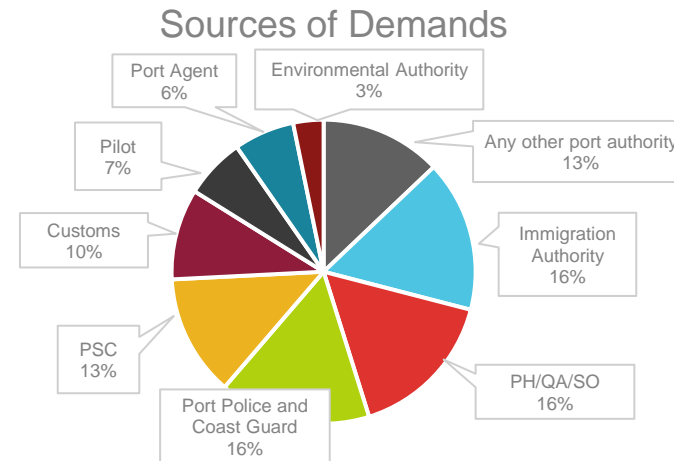
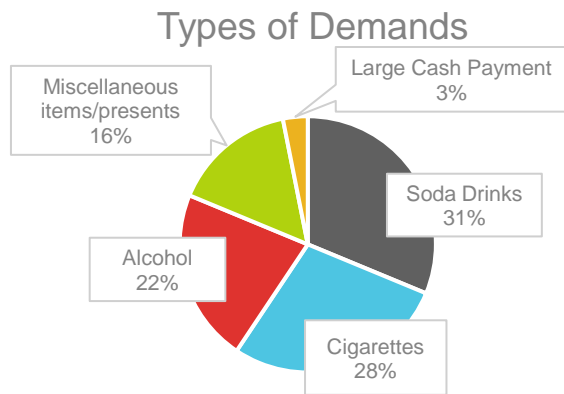
Soda Drinks	10	↑
Cigarettes	9	↑
Alcohol	7	↑
Miscellaneous items/presents	5	↑
Large Cash Payment (>150)	1	↑

Sources of Demands

Any other port authority	4	↑
Immigration Authority	5	↑
Port Health/ Quarantine Authority/ Sanitation Officer (PH/QA/SO)	5	↑
Port Police and Coast Guard	5	↑
Port State Control (PSC)	4	↑
Customs	3	↑
Pilot	2	↑
Port Agent	2	↑
Environmental Authority	1	↑

Types of Threats

Delay of Vessel	31	↑
Threat of fines for alleged non-compliance	1	⇒



Key Insights

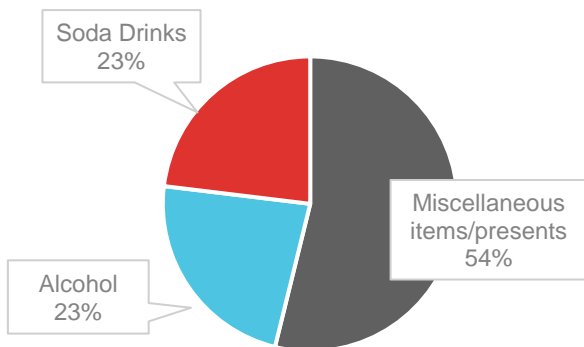
- The number of incidents reported through MACN's anonymous incident reporting system has decreased compared to the previous month, April 2022.
- Most of the demands made through MACN's Anonymous Incident Reporting were for Soda Drinks (31%) followed by Cigarettes (28%) Alcohol (22%), Miscellaneous items/presents (16%) and Large Cash Payments (3%).
- A variety of different actors were involved in incidents, including Immigration Authorities, PH/QA/SO, Port Police and Coast Guard, PSC, Customs, Pilots, Port Agents and and othe report Authority.
- 97% of the consequences reported in May 2022 were delay of the vessel, threats of fines for alleged non-compliance compiled 3%.

*Incidents reported in April 2022: 2


Tripoli (Lebanon) | 26 Incidents ↑

Types of Demands			Sources of Demands			Types of Threats		
Miscellaneous items/presents	14	↑	Customs	26	↑	Safety of the Vessel	26	↑
Alcohol	6	↑						
Cigarettes	6	↑						

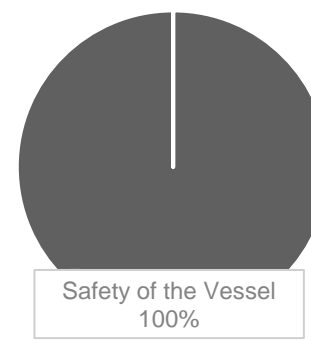
Types of Demands



Sources of Demands



Types of Threats



Key Insights

- The number of incidents reported through MACN's anonymous incident reporting system has increased compared to the previous month, April 2022.
- 54% of demands were made for Miscellaneous items/presents, 23% were made for Alcohol and 23% were made for Soda Drinks.
- The actor involved in all incidents the reported incidents reported through MACN's Anonymous Incident Reporting in May 2022 was Customs (100%).
- All of the reported incidents in May 2022 had safety of the vessel as a consequence of the demands.

*Incidents reported in April 2022: 0

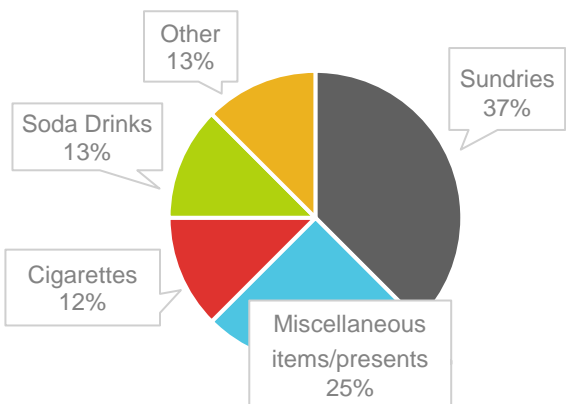
Ravenna (Italy) | 24 Incidents ↑

Types of Demands	
Sundries	9 ↑
Miscellaneous items/presents	6 ↑
Cigarettes	3 ↑
Soda Drinks	3 ↑
Other	3 ↑

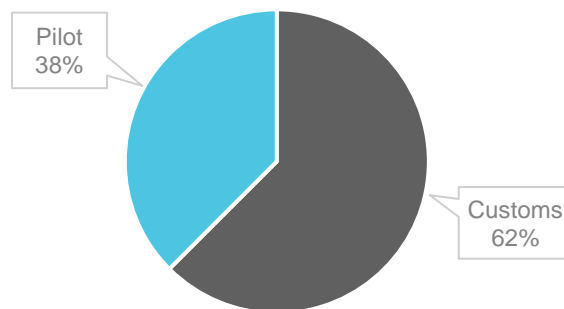
Sources of Demands	
Customs	15 ↑
Pilot	9 ↑

Types of Threats	
Safety of the Vessel	24 ↑

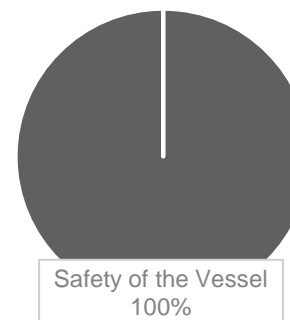
Types of Demands



Sources of Demands



Types of Threats



Key Insights

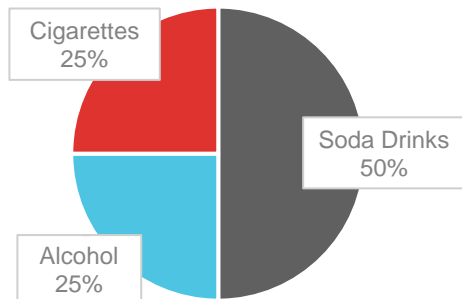
- The number of incidents reported through MACN's anonymous incident reporting system has increase compared to the previous month, April 2022.
- 37% of demands made through MACN's Anonymous Incident Reporting were Sundries, followed by Miscellaneous items/presents (25%), Cigarettes (12%), Soda Drinks (13%) and Other (13%).
- Two actors were involved in the demands, namely Customs with 62% and Pilots with 38%.
- All of the reported incidents in May 2022 had safety of the vessel as a consequence of the demands.

*Incidents reported in April 2022: 0

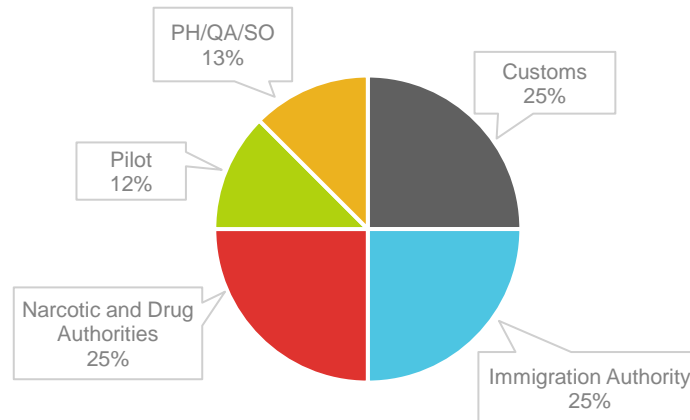
Lagos (Portugal) | 16 Incidents ↑

Types of Demands			Sources of Demands			Types of Threats		
Soda Drinks	8	↑	Customs	4	↑	Delay of Vessel	16	↑
Alcohol	4	↑	Immigration Authority	4	↑			
Cigarettes	4	↑	Narcotic and Drug Authorities	4	↑			
			Pilot	2	↑			
			Port Health/ Quarantine Authority/ Sanitation Officer (PH/QA/SO)	2	↑			

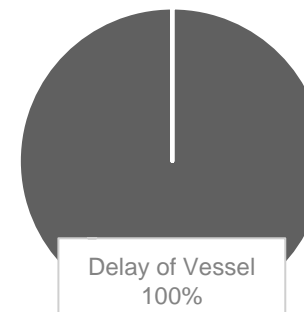
Types of Demands



Sources of Demands



Types of Threats



Key Insights

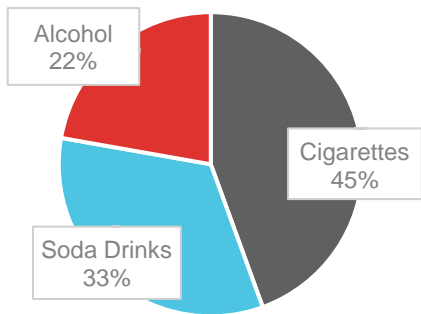
- The number of incidents reported through MACN's anonymous incident reporting system has increased compared to the previous month, April 2022.
- The demands made by the actors were made for Soda Drinks (50%), Alcohol (25%) and Cigarettes (25%).
- Actors that made demands through MACN's incident reporting system in May 2022 included Customs (25%), Immigration Authority (25%), Narcotic and Drug Authorities (25%), Pilot (12%) and PH/QA/SO (13%).
- All reported incidents in May 2022 had a delay of the vessel as a consequence of the demands.

*Incidents reported in April 2022: 0

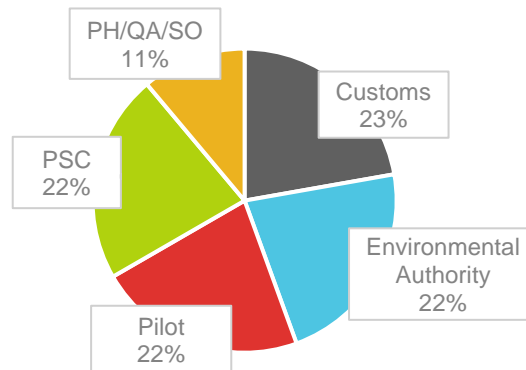
Kribi (Cameroon) | 9 Incidents ↑

Types of Demands			Sources of Demands			Types of Threats		
Cigarettes	4	↑	Customs	2	↑	Delay of Vessel	9	↑
Soda Drinks	3	↑	Environmental Authority	2	↑			
Alcohol	2	↑	Pilot	2	↑			
			Port State Control (PSC)	2	↑			
			Port health/Quarantine authority/Sanitary officers (PH/QA/SO)	1	↑			

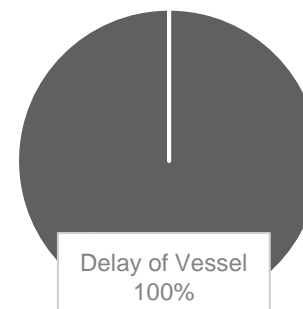
Types of Demands



Sources of Demands



Types of Threats



Key Insights

- The number of incidents reported through MACN's anonymous incident reporting system has increased compared to the previous month, April 2022.
- 45% of the demands made through MACN's Anonymous Incident Reporting were cigarettes, 33% were Soda Drinks and 22% were Alcohol
- The actors were involved in the demands, included Customs (23%), Environmental Authorities (22%), Pilot (22%), PSC (22%) and PH/QA/SO (11%).
- All reported incidents in May 2022 had a delay of vessel as a consequence of the demands.

*Incidents reported in April 2022: 0