




# MACN Incident data Report

Maritime Anti-Corruption Network | July 2022

**Top Ports Overview**



**MACN**

# About MACN Anonymous Incident Reporting

MACN's anonymous incident reporting system enables member and non-members to submit incident reports when a vessel is faced with corrupt demands during port operation. MACN's anonymous incident reporting system captures only corrupt demands and does not collect or store any form of payments or solicitation.

The results of the anonymous incident reporting allows MACN members to learn from each other to potentially avoid similar incidents in their own operations. MACN has collected over 50,000 incident reports of corrupt demands globally.

MACN uses this data to analyse trends in frequency of incidents, allowing MACN to target Collective Action efforts and engage with governments. It has been a successful method to facilitate a constructive dialogue in meetings with governments and other stakeholders. Reporting is anonymous and non-attributable, it is not possible for anyone to identify who has submitted a report, and the report does not include details that would identify ships or individuals.

Please submit reports through MACN's Anonymous incident Reporting System here: [MACN.dk/incident-reporting](https://MACN.dk/incident-reporting)  
MACN encourages users not to leave any data fields blank when reporting multiple incidents.

# Overview of Top Ports\*

June 2022		July 2022	
Port	Number of Incidents	Port	Number of Incidents
Cotonou (Benin)	30	Lome (Togo)	13
Suez Canal (Egypt)	27	Constanta (Romania)	11
Jakarta, Java (Indonesia)	13	Taboneo (Indonesia)	7
Colombo (Sri Lanka)	9	Ghazaouet (Algeria)	6
Daesan/Seosan (South Korea)***	8	Port Said (Egypt)	6
Lae (Papa New Guinea)***	8	-	-
<b>Total Incidents (All Ports)</b>	<b>305**</b>	<b>Total Incidents (All Ports)</b>	<b>167</b>

\*Ports with the most reported incidents received through MACN's Anonymous Incident Reporting as at 5. September 2022

\*\*Since the June Report was published, MACN has received more incident reports for the month of June 2022

\*\*\*Subic Bay (Philippines), Tema (Ghana), and Port Said (Egypt) are also recorded with 8 incidents in June 2022

# Lome (Togo) | 13 Incidents ↓

## Types of Demands

Cigarettes	11	↓
Soda Drinks	2	↓

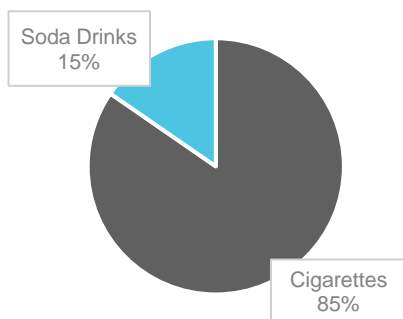
## Sources of Demands

Customs	3	↓
Immigration Authority	3	↓
Port Health/ Quarantine Authority/ Sanitation Officer (PH/QA/SO)	3	↓
Environmental Authority	2	↓
Harbor Master/Port Captain	1	↓
Port State Control (PSC)	1	↑

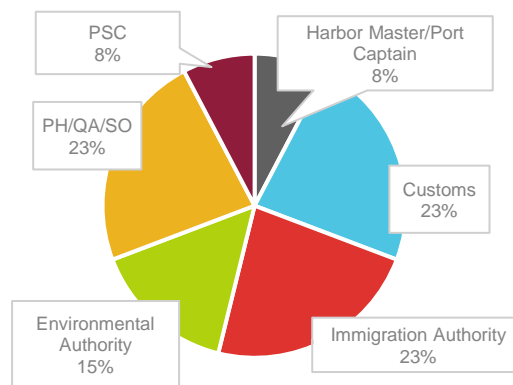
## Types of Threats

Threat of fines for alleged non-compliance	11	↓
Delay of Vessel	2	↓

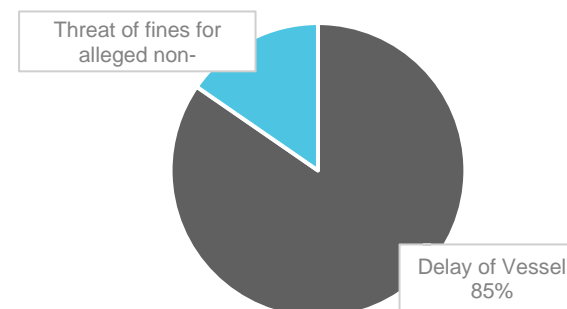
Types of Demands



Sources of Demands



Types of Threats



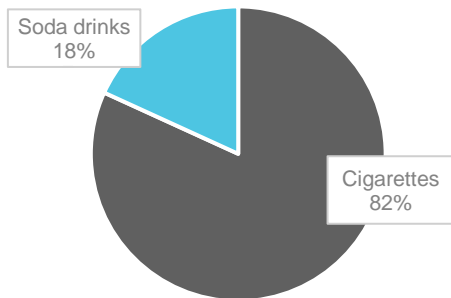
### Key Insights

- The number of incidents reported through MACN's Anonymous Incident Reporting System has decreased compared to the previous month, June 2022.
- Most of the demands made through MACN's Anonymous Incident Reporting were for Cigarettes (85%) followed by Soda Drinks (33%) and Alcohol (17%).
- A variety of different actors were involved in incidents, including Customs, Immigration Authorities, PH/QA/SO, Environmental Authority, Harbor Master/Port Captain and Port State Control (PSC).
- 85% of the consequences reported in July 2022 were delay of the vessel, followed by threats of fines for alleged non-compliance compiled (15%).

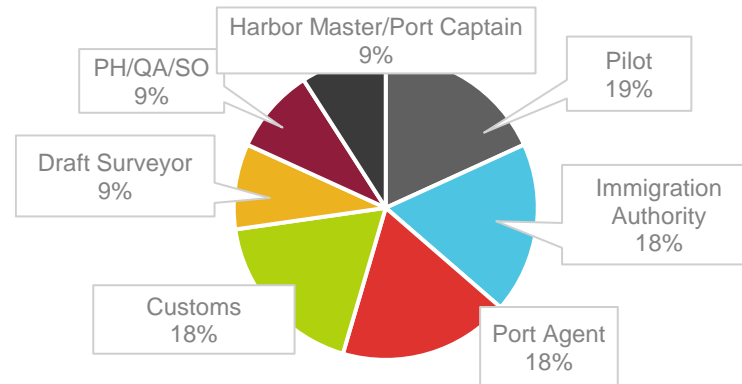
# Constanta (Romania) | 11 Incidents ↑

Types of Demands		Sources of Demands		Types of Threats	
Cigarettes	9 ↑	Pilot	2 ↑	Safety of the Vessel	10 ↑
Alcohol	2 ↑	Port Agent	2 ↑	Delay of Vessel	1 ↑
		Immigration Authority	2 ↑		
		Customs	2 ↑		
		Draft Surveyor	1 ↑		
		Port Health/ Quarantine Authority/ Sanitation Officer (PH/QA/SO)	1 ↑		
		Harbor Master/Port Captain	1 ↑		

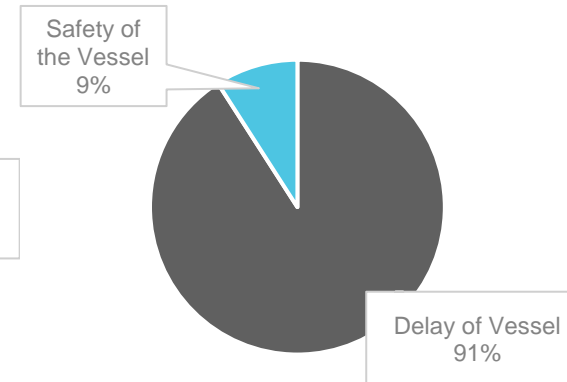
Types of Demands



Sources of Demands



Types of Threats



## Key Insights

- The number of incidents reported through MACN's Anonymous Incident Reporting System has increased compared to the previous month, June 2022.
- 82% of demands were made for Cigarettes, followed by Soda Drinks (18%).
- Pilots, Port Agents, Immigration Authorities and Custom's was the most common actors involved in all incidents reported through MACN's Anonymous Incident Reporting System.
- Safety of the Vessel (91%) was the most common consequences of the demands, followed by Delay of Vessel (8%).

# Taboneo (Indonesia) | 7 Incidents ↑

## Types of Demands

Cigarettes	5	<span style="color: red;">↑</span>
Alcohol	1	<span style="color: red;">↑</span>
Large cash payment (>150 USD)	1	<span style="color: red;">↑</span>

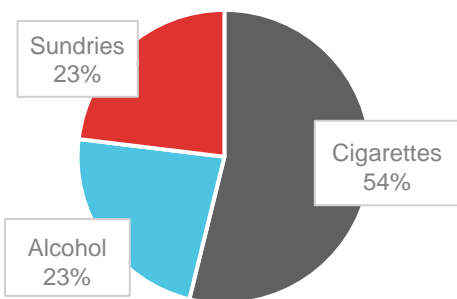
## Sources of Demands

Customs	2	<span style="color: red;">↑</span>
Port Health/ Quarantine Authority/ Sanitation Officer (PH/QA/SO)	2	<span style="color: red;">↑</span>
Port Agent	1	<span style="color: red;">↑</span>
Harbor Master/Port Captain	1	<span style="color: red;">↑</span>
Immigration Authority	1	<span style="color: red;">↑</span>

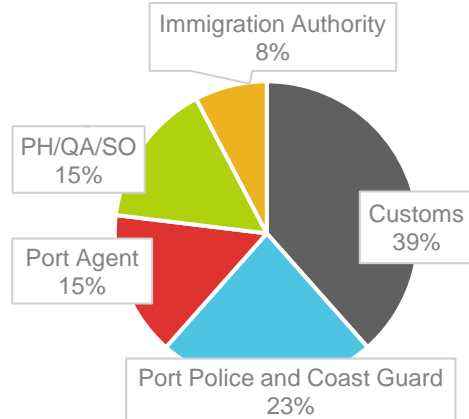
## Types of Threats

Threat of fines for alleged non-compliance	5	<span style="color: red;">↑</span>
Delay of Vessel	2	<span style="color: red;">↑</span>

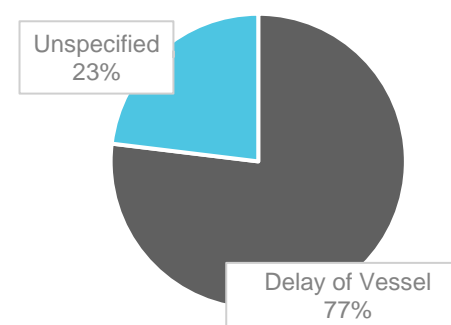
Types of Demands



Sources of Demands



Types of Threats



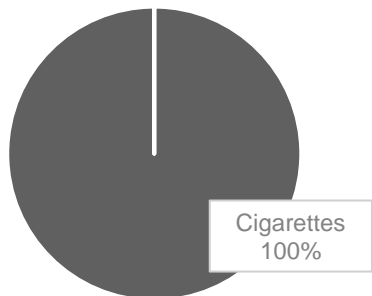
### Key Insights

- The number of incidents reported through MACN's Anonymous Incident Reporting System has increase compared to the previous month, June 2022.
- 54% of demands made through MACN's Anonymous Incident Reporting were Cigarettes, followed by Alcohol (23%), and Sundries (23%).
- A variety of different actors were involved in incidents, including Customs (39%), Port Police and Coast Guard (23%), Port Agent (15%), PH/QA/SO (15%) and Immigration Authorities (8%).
- Threat of fines for alleged non-compliance (77%) was the most common consequence of the demands occurring in July 2022 followed by Delay of Vessel (23%).

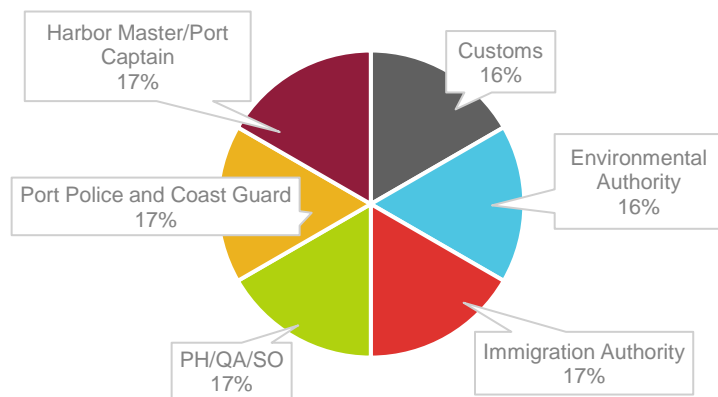
# Ghazaouet (Alegeria) | 6 Incidents ↑

Types of Demands			Sources of Demands			Types of Threats		
Cigarettes	6	↑	Customs	1	↑	Delay of Vessel	6	↑
			Environmental Authority	1	↑			
			Immigration Authority	1	↑			
			Port Health/ Quarantine Authority/ Sanitation Officer (PH/QA/SO)	1	↑			
			Port Police and Coast Guard	1	↑			
			Harbor Master/Port Captain	1	↑			

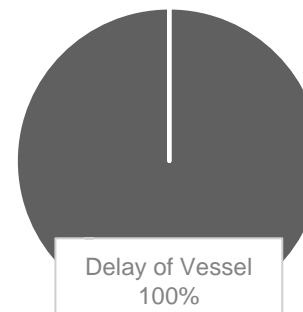
Types of Demands



Sources of Demands



Types of Threats



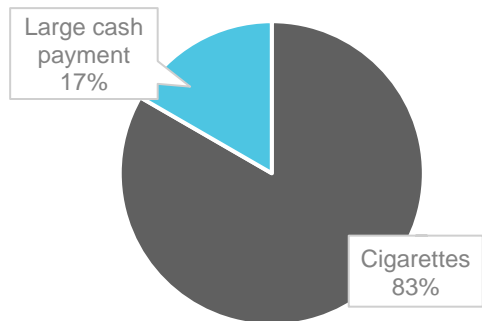
## Key Insights

- The number of incidents reported through MACN's anonymous incident reporting system has increased compared to the previous month, June 2022.
- The demand made by the various actors were made for Cigarettes (100%)
- Actors that made demands through MACN's incident reporting system in June 2022 was equally divided between Customs, Environmental Authority, Immigration Authority, PH/QA/SO, Harbor Master/Port Captain, Port Police and Coast Guard.
- All reported incidents in July 2022 had delay of the vessel as the consequence for not meeting demands.

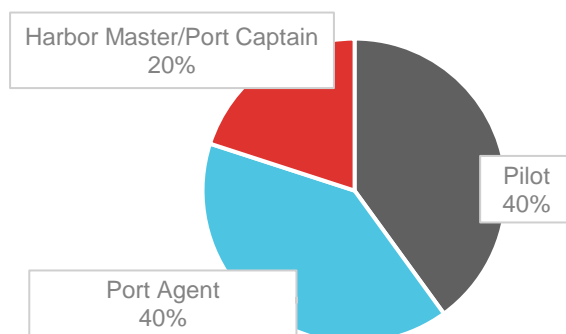
# Port Said (Egypt) | 6 Incidents ↓

Types of Demands			Sources of Demands			Types of Threats		
Cigarettes	5	↓	Pilot	2	↑	Delay of Vessel	4	↑
Large cash payment (>150 USD)	1	↑	Port Agent	2	↑	Safety of the Vessel	1	↑
			Harbor Master/Port Captain	1	↑	Threat of fines for alleged non-compliance	1	→

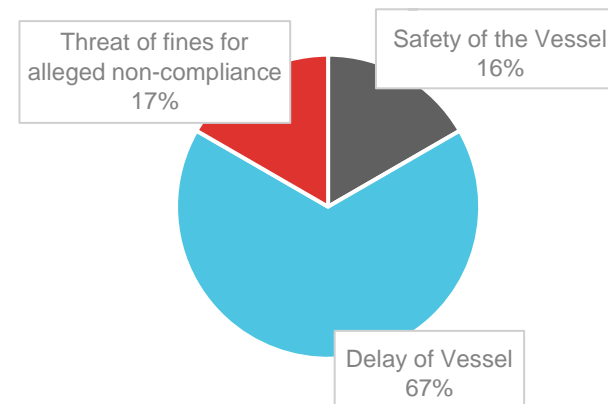
Types of Demands



Sources of Demands



Types of Threats



## Key Insights

- The number of incidents reported through MACN's anonymous incident reporting system has decreased compared to the previous month, June 2022.
- Most of the demands made through MACN's Anonymous Incident Reporting System were for Cigarettes (87%), followed by demands for Large cash payments over 150 USD (17%).
- The actors involved in the demands, included Pilots (40%), Port Agents (40%), and Harbor Master/Port Captain (20%).
- Delay of Vessel (67%) was the most common threat among incidents reported in July 2022, followed by threats of fines for alleged non-compliance (17%) and Safety of the Vessel (17%).