

MACN Incident data Report

Maritime Anti-Corruption Network | September 2022

Top Ports Overview



About MACN Anonymous Incident Reporting

MACN's anonymous incident reporting system enables member and non-members to submit incident reports when a vessel is faced with corrupt demands during port operation. MACN's anonymous incident reporting system captures only corrupt demands and does not collect or store any form of payments or solicitation.

The results of the anonymous incident reporting allows MACN members to learn from each other to potentially avoid similar incidents in their own operations. MACN has collected over 53,000 incident reports of corrupt demands globally.

MACN uses this data to analyse trends in frequency of incidents, allowing MACN to target Collective Action efforts and engage with governments. It has been a successful method to facilitate a constructive dialogue in meetings with governments and other stakeholders. Reporting is anonymous and non-attributable, it is not possible for anyone to identify who has submitted a report, and the report does not include details that would identify ships or individuals.

Please submit reports through MACN's Anonymous incident Reporting System here: MACN.dk/incident-reporting
MACN encourages users not to leave any data fields blank when reporting multiple incidents.

MACN's anonymous incident reporting system captures only corrupt demands and does not collect or store any form of payments or solicitation. The information provided in this report is a product of the Maritime Anti-Corruption Network (MACN) and designed to provide helpful information to MACN members and the maritime industry. The report and its content is not meant to be re-used or re-published without prior consent of MACN. © MACN 2022. All rights reserved

Overview of Top Ports*

August 2022		September 2022	
Port	Number of Incidents	Port	Number of Incidents
Cotonou (Benin)	31	Lae (Papua New Guinea)	15
Apapa, Lagos (Nigeria)	30	Suez Canal (Egypt)	15
Lome (Togo)	26	Paradip Port (India)	11
Abidjan (Cote d'Ivoire)	22	Port Said (Egypt)	10
Suez Canal (Egypt)	22	Abidjan (Cote d'Ivoire)	9
		Ho Chi Minh City (Vietnam)	9
Total Incidents (All Ports)	412**	Total Incidents (All Ports)	299**

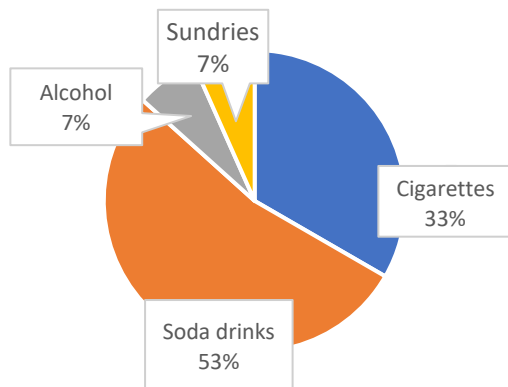
*Ports with the most reported incidents received through MACN's Anonymous Incident Reporting as of 7. November 2022

**Since the August Report was published, MACN has received more incident reports for the month of August 2022

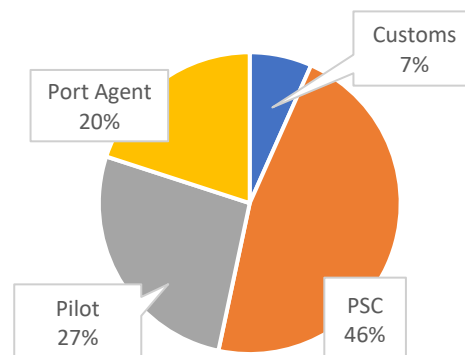
Lae (Papua New Guinea) | 15 Incidents ↑

Types of Demands		Sources of Demands		Types of Threats	
Soda drinks	8 ↑	Port State Control	7 ↑	Unspecified	11 ↑
Cigarettes	5 ↑	Pilot	4 ↑	Delay of Vessel	4 ↑
Alcohol	1 ↑	Port Agent	3 ↑		
Sundries	1 ↑	Customs	1 ↑		

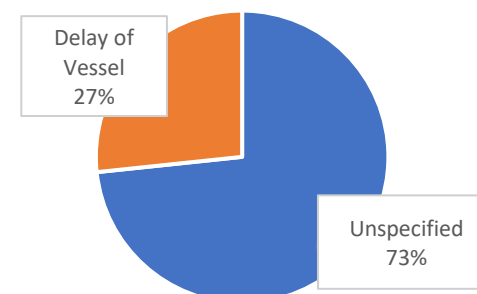
Types of Demands



Sources of Demands



Types of Threats



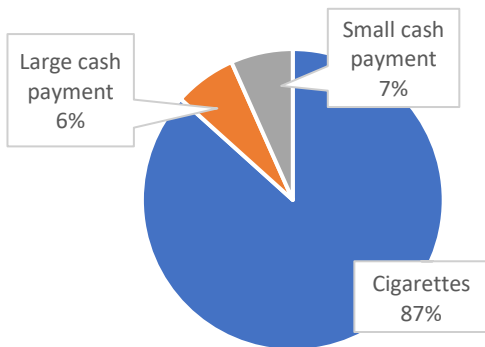
Key Insights

- The number of incidents reported in Lae through MACN's Anonymous Incident Reporting System has increased compared to the previous month, August 2022.
- 53% of demands were made for Soda drinks, followed by Cigarettes (33%), Alcohol (7%), and Sundries (7%).
- Port State control was the most common actor involved in all incidents reported through MACN's Anonymous Incident Reporting System.
- Most of the reported incidents did not include a specified threat (73%). Delay of Vessel (52%) was the most common consequences of the specified demands.

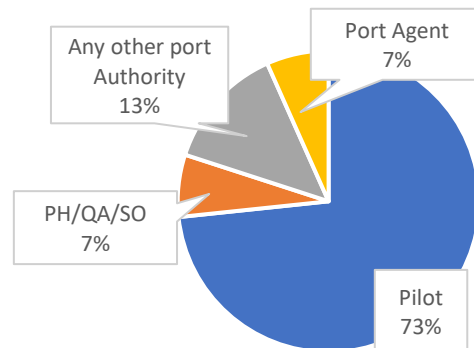
Suez Canal (Egypt) | 15 Incidents ↓

Types of Demands			Sources of Demands			Types of Threats		
Cigarettes	13	↓	Pilot	11	→	Delay of Vessel	14	↑
Large cash payment (>150 USD)	1	↑	Any other port Authority	2	↑	Other	1	↓
Small cash payment (<150 USD)	1	↑	Port Health/ Quarantine Authority/ Sanitation Officer (PH/QA/SO)	1	↓			
			Port Agent	1	↓			

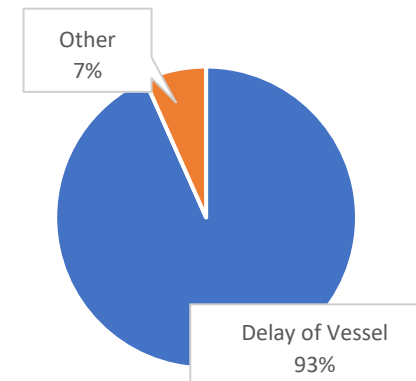
Types of Demands



Sources of Demands















Types of Threats



Key Insights

- The number of incidents reported in the Suez Canal has decreased compared to the previous month, August 2022.
- Most of the demands made through MACN's Anonymous Incident Reporting System were for Cigarettes (87%), followed by demands for Large cash payment (6%) and Small cash payment (7%).
- The most active actors involved in the demands was Pilots (73%), any other port Authority (13%), PH/QA/SO (7%) and Port Agent (7%).
- Delay of Vessel (93%) was the most common threat among incidents reported in August 2022, followed by Other (7%).

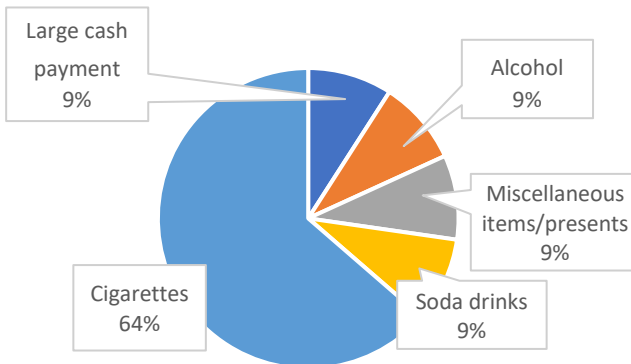
Paradip Port (India) | 11 Incidents

Types of Demands		Sources of Demands		Types of Threats	
Cigarettes	7 	Customs	4 	Delay of Vessel	11 
Alcohol	1 	Immigration authority	2 		
Miscellaneous items/presents	1 	Any other port Authority	2 		
Soda drinks	1 	Port Health/ Quarantine Authority/ Sanitation Officer (PH/QA/SO)	1 		
Large cash payment (>150 USD)	1 	Pilot	1 		
		Port Agent	1 		

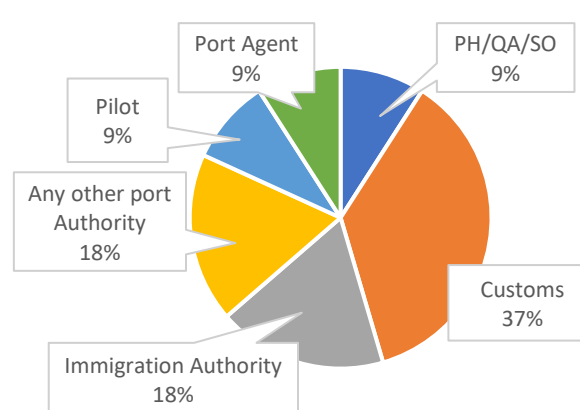
Key Insights

- The number of incidents reported in Paradip Port has increased compared to the previous month, August 2022.
- 64% of demands made through MACN's Anonymous Incident Reporting System was for Cigarettes, followed by Large cash payment (7%), Alcohol (7%), miscellaneous items/presents (7%) and soda drinks (7%).
- A variety of different actors were involved in incidents, including Customs (37%), Immigration Authorities (18%), any other port Authority (19%), PH/QA/SO (9%), Port Agent (9%), and Pilot (9%).
- Delay of Vessel (100%) was the single most common consequence of the demands in September 2022.

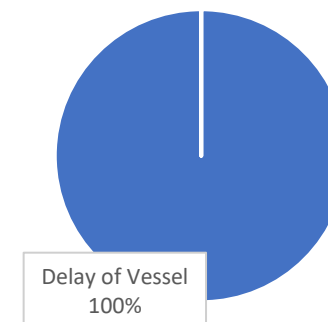
Types of Demands



Sources of Demands



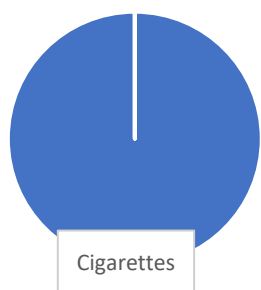
Types of Threats



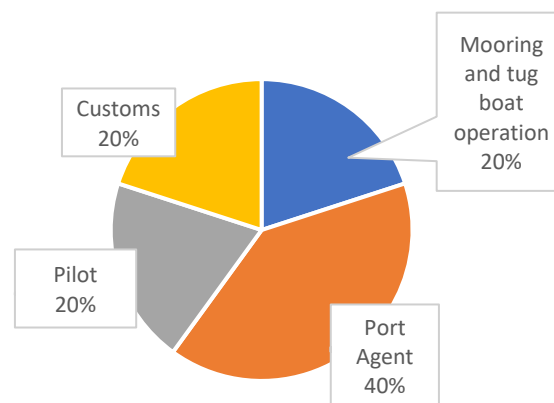
Port Said (Egypt) | 10 Incidents ↑

Types of Demands			Sources of Demands			Types of Threats		
Cigarettes	10	↑	Port Agent	4	↑	Other	6	↑
			Customs	2	↑	Delay of Vessel	2	↑
			Pilot	2	↑	Threat of fines for alleged non-compliance	1	→
			Mooring and tug boat operation	2	↑	Safety of Vessel	1	↑

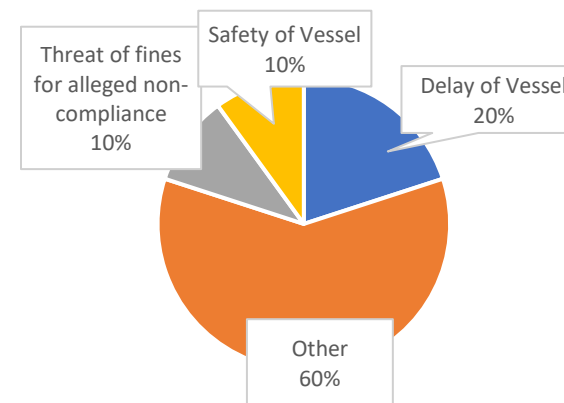
Types of Demands



Sources of Demands



Types of Threats



Key Insights

- The number of incidents reported through MACN's Anonymous Incident Reporting System has increased compared to the previous month, August 2022.
- Cigarettes (100%) was the single most common demand made in September 2022.
- A variety of different actors were involved in incidents, including Port Agent (40%), Customs (20%), Pilot (20%) and Mooring and tug boat operation (20%).
- 60% of the implied consequences reported in September 2022 was indicated as Other consequence, followed by Delay of Vessel (20%), threats of fines for alleged non-compliance (10%), and Safety of the Vessel (10%).

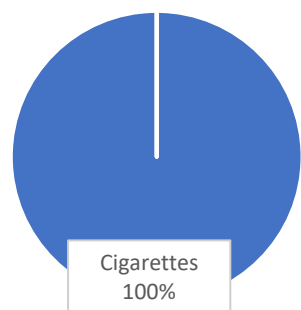
Abidjan (Cote d'Ivoire) | 9 Incidents ↓

Types of Demands			Sources of Demands			Types of Threats		
Cigarettes	9	↓	Immigration Authority	2	↑	Threat of fines for alleged non-compliance	6	↑
			Port Police and Coast Guard	2	↓	Threat of detention	2	↑
			Port Health/ Quarantine Authority/ Sanitation Officer (PH/QA/SO)	2	↑	Delay of Vessel	1	↓
			Port State Control (PSC)	1	↓			
			Customs	1	↓			
			Harbor Master/Port Captain	1	↓			

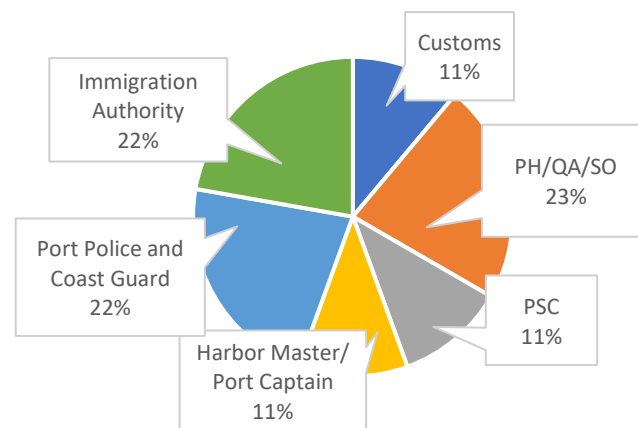
Key Insights

- The number of incidents reported in Abidjan has decreased compared to the previous month, August 2022.
- The single most common demand made by the various actors was made for Cigarettes (100%).
- Immigration Authority (22%), PH/QA/SO (23%) and Port Police and Coast Guard (22%) was the most active actors in September 2022.
- Threat of fines for alleged non-compliance (67%) was the most common implied consequence for not meeting demands, followed by Threat of detention (22%) and Delay of Vessel (11%).

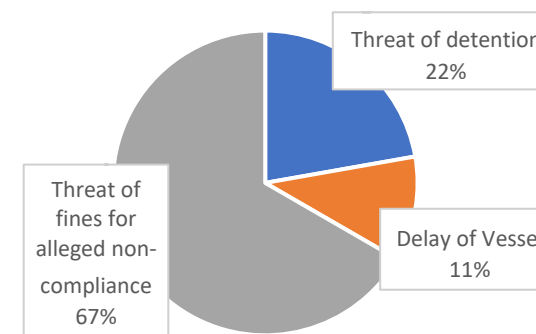
Types of Demands



Sources of Demands



Types of Threats



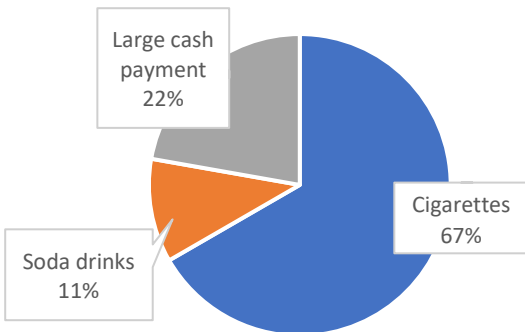
Ho Chi Minh City (Vietnam) | 9 Incidents ↑

Types of Demands			Sources of Demands			Types of Threats		
Cigarettes	6	↑	Port State Control (PSC)	5	↑	Unspecified	3	↑
Large cash payment (>150 USD)	2	↑	Port Agent	2	↑	Delay of Vessel	2	↓
Soda drinks	1	↑	Any other port Authority	2	↑	Safety of the Vessel	2	↑
						Threat of detention	1	↑
						Threat of fines for alleged non-compliance	1	↑

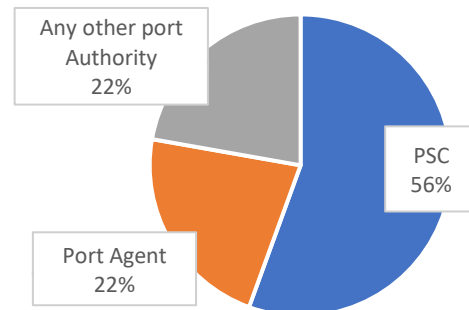
Key Insights

- The number of incidents reported has increased compared to the previous month, August 2022.
- Most of the demands made through MACN's Anonymous Incident Reporting System were for Cigarettes (67%), followed by demands for Large cash payment (22%) and Soda drinks (11%).
- The most active actors involved in the demands was the Port State Control (56%), followed by Port Agent (22%), and any other port Authority (22%).
- Unspecified threat (34%) was the most common threat for not meeting unethical demands. Safety (22%) of the Vessel and Delay of Vessel (22%) was the second most common threat.

Types of Demands



Sources of Demands



Types of Threats

